








- Bicycle shop 
- Hospital 
- Library 
- Trail 
- Park 
- Park and Ride Lot 
- School 



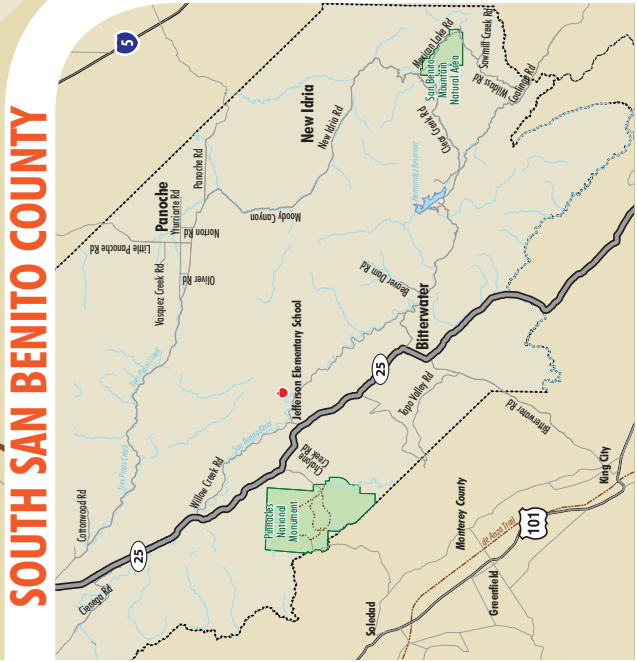
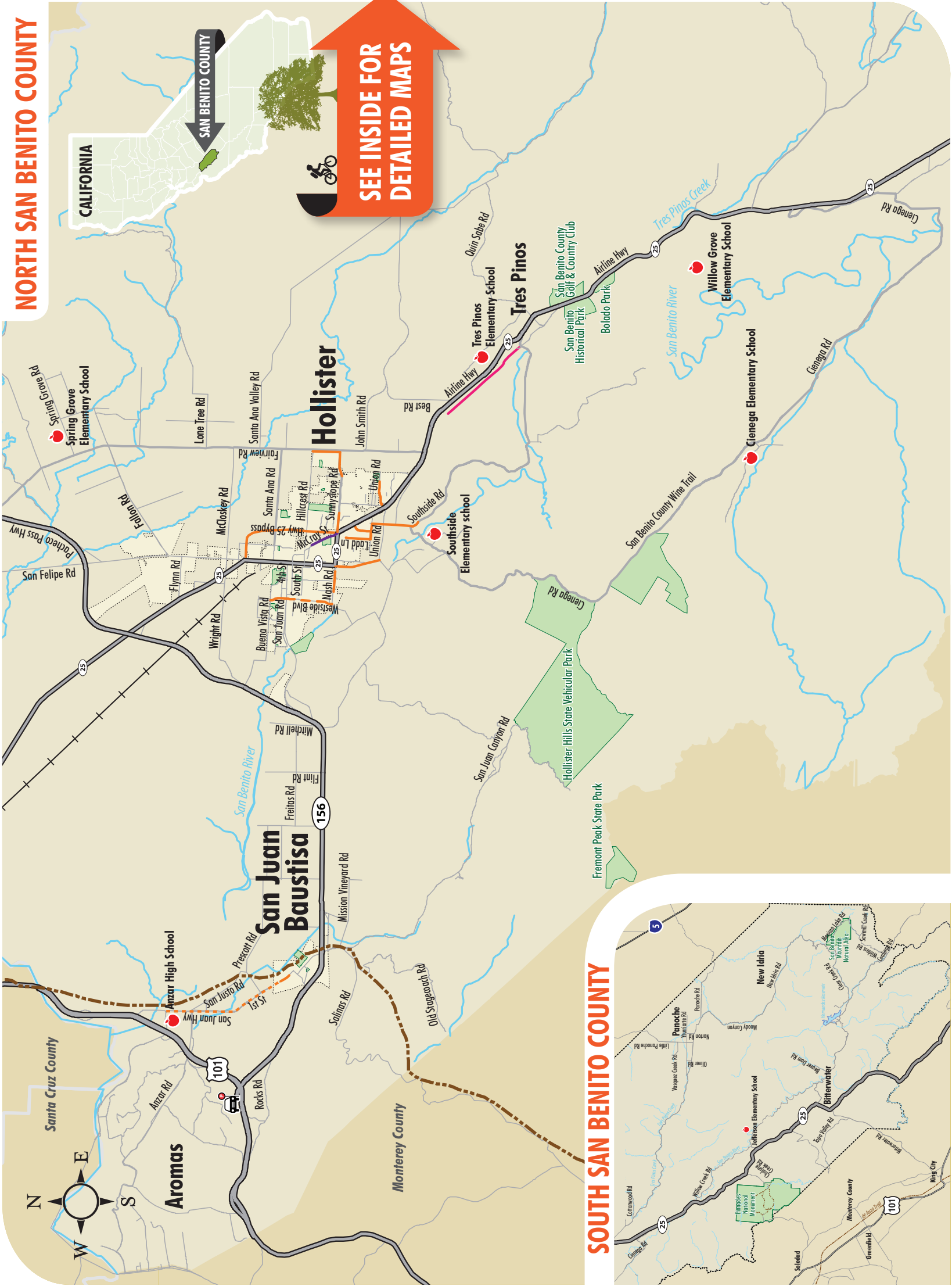
HOLLISTER

SAN JUAN BAUTISTA

LOCAL BICYCLE SHOPS

MUENZER'S CYCLERY & SPORTS CENTER
 221 5th Street
 Hollister, CA • (831) 637-2121

OFF THE CHAIN BIKES
 341 Tres Pinos Road
 Hollister, CA • (831) 636-0802



Bicycle Riding Tips

Always ride with traffic
Motorists are not looking for bicyclists riding on the wrong side of the street. Ride with traffic to avoid potential accidents.

Do not swerve between parked cars
Motorists may not see you when you re-enter the traffic flow. Ride in the middle of the lane if traffic is moving slowly.

At busy intersections
At busy intersections and if you are going as fast as traffic, ride away from the edge of the lane.

Follow road markings
Do not turn left from a right-turn lane, or go straight from a turn lane.

Choose the best method of turning left
Either turn like an automobile (from the turn lane), or get off the bike and walk in the crosswalks (like a pedestrian).

Do not pass on the right
Motorists may not see you to their right as you pass them. Instead, ride behind a car when you think it may be turning right.

Watch for cars pulling out and opening of door(s)
Make eye contact with drivers. Assume they do not see you until you are sure that they do.

Avoid road hazards
Watch for railroad tracks, storm drains, holes, oil, sand, gravel, and other hazards. Anticipate moving around hazards so that you can avoid conflicts with cars.

Keep your bike in good condition
Check the brakes and tires regularly. Use bells to alert traffic, and a rack or basket for carrying things.

Wear a helmet!
Helmets reduce head injuries. Wear a helmet even on short trips.

Use lights at night!
Make yourself as visible as possible. Use a headlight and a tail light. Wear light colored clothing. Reflective leg bands are very effective.

USE HAND SIGNALS

Hand signals tell motorists what you intend to do. Signal as a matter of law, as a courtesy, and for your protection.

LEFT ARM

RIGHT ARM

LEFT TURN SIGNAL

RIGHT TURN SIGNAL

LEFT ARM

RIGHT ARM

LEFT TURN SIGNAL

RIGHT TURN SIGNAL

LEFT ARM

RIGHT ARM

LEFT TURN SIGNAL

RIGHT TURN SIGNAL

LEFT ARM

RIGHT ARM

LEFT TURN SIGNAL

RIGHT TURN SIGNAL

LEFT ARM

RIGHT ARM

LEFT TURN SIGNAL

RIGHT TURN SIGNAL

LEFT ARM

RIGHT ARM

LEFT TURN SIGNAL

RIGHT TURN SIGNAL

LEFT ARM

RIGHT ARM

LEFT TURN SIGNAL

RIGHT TURN SIGNAL

LEFT ARM

RIGHT ARM

LEFT TURN SIGNAL

RIGHT TURN SIGNAL

LEFT ARM

RIGHT ARM

LEFT TURN SIGNAL

RIGHT TURN SIGNAL

LEFT ARM

RIGHT ARM

LEFT TURN SIGNAL

RIGHT TURN SIGNAL

LEFT ARM

RIGHT ARM

LEFT TURN SIGNAL

RIGHT TURN SIGNAL

LEFT ARM

RIGHT ARM

LEFT TURN SIGNAL

RIGHT TURN SIGNAL

LEFT ARM

RIGHT ARM

LEFT TURN SIGNAL

RIGHT TURN SIGNAL

LEFT ARM

RIGHT ARM

LEFT TURN SIGNAL

RIGHT TURN SIGNAL

LEFT ARM

RIGHT ARM

LEFT TURN SIGNAL

RIGHT TURN SIGNAL

LEFT ARM

RIGHT ARM

LEFT TURN SIGNAL

RIGHT TURN SIGNAL

LEFT ARM

RIGHT ARM

LEFT TURN SIGNAL

RIGHT TURN SIGNAL

LEFT ARM

RIGHT ARM

LEFT TURN SIGNAL

RIGHT TURN SIGNAL

LEFT ARM

RIGHT ARM

LEFT TURN SIGNAL

RIGHT TURN SIGNAL

LEFT ARM

RIGHT ARM

LEFT TURN SIGNAL

RIGHT TURN SIGNAL

LEFT ARM

RIGHT ARM

LEFT TURN SIGNAL

RIGHT TURN SIGNAL

LEFT ARM

RIGHT ARM

LEFT TURN SIGNAL

RIGHT TURN SIGNAL

LEFT ARM

RIGHT ARM

LEFT TURN SIGNAL

RIGHT TURN SIGNAL

LEFT ARM

RIGHT ARM

LEFT TURN SIGNAL

RIGHT TURN SIGNAL

LEFT ARM

RIGHT ARM

LEFT TURN SIGNAL

RIGHT TURN SIGNAL

LEFT ARM

RIGHT ARM

LEFT TURN SIGNAL

RIGHT TURN SIGNAL

LEFT ARM

RIGHT ARM

LEFT TURN SIGNAL

RIGHT TURN SIGNAL

LEFT ARM

RIGHT ARM

LEFT TURN SIGNAL

RIGHT TURN SIGNAL

LEFT ARM

RIGHT ARM

LEFT TURN SIGNAL

RIGHT TURN SIGNAL

LEFT ARM

RIGHT ARM

LEFT TURN SIGNAL

RIGHT TURN SIGNAL

LEFT ARM

RIGHT ARM

LEFT TURN SIGNAL

RIGHT TURN SIGNAL

LEFT ARM

RIGHT ARM

LEFT TURN SIGNAL

RIGHT TURN SIGNAL

LEFT ARM

RIGHT ARM

LEFT TURN SIGNAL

RIGHT TURN SIGNAL

LEFT ARM

RIGHT ARM

LEFT TURN SIGNAL

RIGHT TURN SIGNAL

LEFT ARM

RIGHT ARM

LEFT TURN SIGNAL

RIGHT TURN SIGNAL

LEFT ARM

RIGHT ARM

LEFT TURN SIGNAL

RIGHT TURN SIGNAL

LEFT ARM

RIGHT ARM

LEFT TURN SIGNAL

RIGHT TURN SIGNAL

LEFT ARM

RIGHT ARM

LEFT TURN SIGNAL

RIGHT TURN SIGNAL

LEFT ARM

RIGHT ARM

LEFT TURN SIGNAL

RIGHT TURN SIGNAL

LEFT ARM

RIGHT ARM

LEFT TURN SIGNAL

RIGHT TURN SIGNAL

LEFT ARM

RIGHT ARM

LEFT TURN SIGNAL

RIGHT TURN SIGNAL

LEFT ARM

RIGHT ARM

LEFT TURN SIGNAL

RIGHT TURN SIGNAL

LEFT ARM

RIGHT ARM

LEFT TURN SIGNAL

RIGHT TURN SIGNAL

LEFT ARM

RIGHT ARM

LEFT TURN SIGNAL

RIGHT TURN SIGNAL

LEFT ARM

RIGHT ARM

LEFT TURN SIGNAL

RIGHT TURN SIGNAL

LEFT ARM

RIGHT ARM

LEFT TURN SIGNAL

RIGHT TURN SIGNAL

LEFT ARM

RIGHT ARM

LEFT TURN SIGNAL

RIGHT TURN SIGNAL

LEFT ARM

RIGHT ARM

LEFT TURN SIGNAL

RIGHT TURN SIGNAL

LEFT ARM

RIGHT ARM

LEFT TURN SIGNAL

RIGHT TURN SIGNAL

LEFT ARM

RIGHT ARM

LEFT TURN SIGNAL

RIGHT TURN SIGNAL

LEFT ARM

RIGHT ARM

LEFT TURN SIGNAL

RIGHT TURN SIGNAL

LEFT ARM

RIGHT ARM

LEFT TURN SIGNAL

RIGHT TURN SIGNAL

LEFT ARM

RIGHT ARM

LEFT TURN SIGNAL

RIGHT TURN SIGNAL

LEFT ARM

RIGHT ARM

LEFT TURN SIGNAL

RIGHT TURN SIGNAL

LEFT ARM

RIGHT ARM

LEFT TURN SIGNAL

RIGHT TURN SIGNAL

LEFT ARM

RIGHT ARM

LEFT TURN SIGNAL

RIGHT TURN SIGNAL

LEFT ARM

RIGHT ARM

LEFT TURN SIGNAL

RIGHT TURN SIGNAL

LEFT ARM

RIGHT ARM

LEFT TURN SIGNAL

RIGHT TURN SIGNAL

LEFT ARM

RIGHT ARM

LEFT TURN SIGNAL

RIGHT TURN SIGNAL

LEFT ARM

RIGHT ARM

LEFT TURN SIGNAL

RIGHT TURN SIGNAL

LEFT ARM

RIGHT ARM

LEFT TURN SIGNAL

RIGHT TURN SIGNAL

LEFT ARM

RIGHT ARM

LEFT TURN SIGNAL

RIGHT TURN SIGNAL

LEFT ARM

RIGHT ARM

LEFT TURN SIGNAL

RIGHT TURN SIGNAL

LEFT ARM

RIGHT ARM

LEFT TURN SIGNAL

RIGHT TURN SIGNAL

LEFT ARM

RIGHT ARM

LEFT TURN SIGNAL

RIGHT TURN SIGNAL

LEFT ARM

RIGHT ARM

LEFT TURN SIGNAL

RIGHT TURN SIGNAL

LEFT ARM

RIGHT ARM

LEFT TURN SIGNAL

RIGHT TURN SIGNAL

LEFT ARM

RIGHT ARM

LEFT TURN SIGNAL

RIGHT TURN SIGNAL

LEFT ARM

RIGHT ARM

LEFT TURN SIGNAL

RIGHT TURN SIGNAL

LEFT ARM

RIGHT ARM

LEFT TURN SIGNAL

RIGHT TURN SIGNAL

LEFT ARM

RIGHT ARM

LEFT TURN SIGNAL

RIGHT TURN SIGNAL

LEFT ARM

RIGHT ARM

LEFT TURN SIGNAL

RIGHT TURN SIGNAL

LEFT ARM

RIGHT ARM

LEFT TURN SIGNAL

RIGHT TURN SIGNAL

LEFT ARM

RIGHT ARM

LEFT TURN SIGNAL

RIGHT TURN SIGNAL

LEFT ARM

RIGHT ARM

LEFT TURN SIGNAL

RIGHT TURN SIGNAL

LEFT ARM

RIGHT ARM

LEFT TURN SIGNAL

RIGHT TURN SIGNAL

LEFT ARM

RIGHT ARM

LEFT TURN SIGNAL

RIGHT TURN SIGNAL

LEFT ARM

RIGHT ARM

LEFT TURN SIGNAL

RIGHT TURN SIGNAL

LEFT ARM

RIGHT ARM

LEFT TURN SIGNAL

RIGHT TURN SIGNAL

LEFT ARM

RIGHT ARM

LEFT TURN SIGNAL

RIGHT TURN SIGNAL

LEFT ARM

RIGHT ARM

LEFT TURN SIGNAL

RIGHT TURN SIGNAL

LEFT ARM

RIGHT ARM

LEFT TURN SIGNAL

RIGHT TURN SIGNAL

LEFT ARM

RIGHT ARM

LEFT TURN SIGNAL

RIGHT TURN SIGNAL

LEFT ARM

RIGHT ARM

LEFT TURN SIGNAL

RIGHT TURN SIGNAL

LEFT ARM

RIGHT ARM

LEFT TURN SIGNAL

RIGHT TURN SIGNAL

LEFT ARM

RIGHT ARM

LEFT TURN SIGNAL

RIGHT TURN SIGNAL

LEFT ARM

</