

AL-BAHER

Connect 3

First Term

A B S L



INDEX



Revision on primary (2) (3)

Let's remember (11)

Theme 1 :Who am I?

Unit (1) I feel happy! (19)

Unit (2) What's the matter? (45)

Unit (3) On the weekend (76)

Review (1) (107)

Theme 2 : The world around me

Unit (4) At home (111)

Unit (5) At the zoo (141)

Unit (6) Let's go to the circus! (171)

Review (2) (199)

Reader Malak's Dream (203)

Final Revision (222)

Let's remember

Vocabulary (P. vi - vii)

Places



apartment

شقة



house

منزل



supermarket

سوبر ماركت



park

حديقة



kitchen

مطبخ



living room

حجرة المعيشة



bedroom

حجرة النوم



bathroom

حمام

Vocabulary



cupboard

دولاب / خزانة



chair

كرسي



armchair

كرسي بذراعين



sofa

كنبة



picture

صورة



kite

طائرة ورقية



robot

إنسان آلي



doll

دمية



flower

وردة



goat

عنزة



tree

شجرة



donkey

حمار

Let's remember

Study the following:

Is there a park?

هل توجد حديقة؟

Yes, there is. It's on the right, after the supermarket.

نعم، يوجد. إنها على اليمين بعد السوبرماركت.



Are there any bananas?

هل يوجد أي موز؟

No, there aren't. There are some apples.

لا يوجد. يوجد بعض التفاح.



What are these?

ما هذه الأشياء؟

These are my toys.

هذه ألعابي.



What do you have in your apartment?

ماذا لديك في شقتك؟

I have a kitchen, a living room, two bedrooms and a bathroom.

لدي مطبخ وحجرة معيشة وحجرتان للنوم وحمام.



Let's remember



There's a short blue doll.



It's a tall, red tree.



This is a big, pink flower.



This is a small, gray goat.

Activities



Supply the missing letter(s).

أكمل الحروف الناقصة.



l_ving r_om



ap_rt_ent



s_per_arket




pi_tu_e



ba_hr_om



k_t_hen



ro_o_



f_o_er



2 Look at the pictures and unscramble the letters. انظر إلى الصور وأعد ترتيب الحروف.

e h
o s u



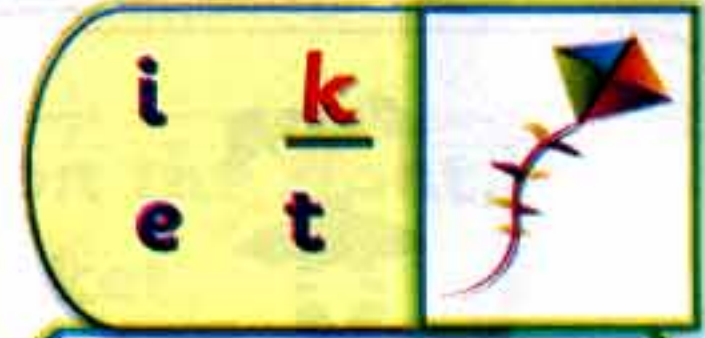
a p
r k



o s
a f



Let's remember



3 Read and match.

اقرأ وصل.

- | | |
|-------------------------|----------------------------------|
| 1) Is there a park? | a) I'm fine. |
| 2) What are these? | b) It's next to the supermarket. |
| 3) How are you? | c) Yes, there is. |
| 4) Where's the station? | d) These are my toys. |
- 1- () 2- () 3- () 4- ()



4 Choose the correct word(s).

اختر الكلمة الصحيحة.

- These (am - is - are) my toys.
- How are (he - you - she)?
- There are some (apple - an apple - apples).
- This (have - is - are) a small, green sofa.
- A: (How - When - Where)'s the station?
B: It's next to the supermarket.



5 Unscramble the following words to make correct sentences. أعد ترتيب الكلمات الآتية لتكون جملاً صحيحاً.

- are - How - you - ?
- is - a - This - flower - pink - big, - .
- are - toys - These - my - .



6 Copy the following sentence.

انسخ الجملة الآتية.

I have a big, yellow kite.



14 Let's remember / Vocabulary



هذا العمل خاص بموقع ذاكر رولي التعليمي ولا يسمح بتداوله على مواقع أخرى

Let's remember

Speaking & Writing (P. viii - ix)

Vocabulary



basketballs

كرات سلة



footballs

كرات قدم



grass

حشائش / عشب



plant

نبات



river

نهر



cow

بقرة



sheep

خروف



wardrobe

دولاب ملابس



keyboard

لوحة مفاتيح



mouse

فأرة



camera

كاميرا



cell phone

هاتف محمول

Places

museum

متحف



restaurant

مطعم



station

محطة



store

متجر



road

طريق



Let's remember

Study the following:

Is there a river?

هل يوجد نهر؟



Yes, there is.

نعم، يوجد.



Are there any balloons?

هل يوجد أي بالونات؟



No, there aren't. There are some footballs.

لا، لا يوجد. توجد بعض كرات القدم.



Where is Sherif's house?

أين يوجد منزل شريف؟



Go straight, turn right into Green Road and it's on the corner with Apple Road.

سر في خط مستقيم ثم استدر يمينا في الطريق الأخضر، وستجده على ناصية طريق التفاح.



Green Road

Red Road

Apple Road



تابع جديد ذاكرولي على
فيسبوك
تويتر
واتس اب
تليجرام

Let's remember

Activities



Supply the missing letter(s).

أكمل الحروف الناقصة.



r_v_r



b_sk_tballs



g_a_s



sh__p



Look at the pictures and unscramble the letters.

انظر إلى الصور وأعد ترتيب الحروف.

c
o wa g
r s sm u m
s u e

Read and match.

اقرأ وصل.

- 1) Is there a river?
- 2) Are there any balloons?
- 3) I take photos...
- 4) I have...

- a) on my camera.
- b) a computer.
- c) Yes, there is.
- d) No, there aren't.

1- () 2- () 3- () 4- ()



Choose the correct word(s).

اختر الكلمة الصحيحة.

- 1) (Is - Do - Are) there a river?
- 2) Are there any (a balloon - balloon - balloons)?
- 3) Where (am - is - are) Sherif's house?
- 4) I (has - have - is) a computer.
- 5) (Is - Are - Does) there any kites?

Theme (1)



Who am I?



هذا العمل خاص بموقع ذاكرولي التعليمي ولا يسمح بتداوله على مواقع أخرى

Unit
1

I feel happy!

أشعر بالسعادة!



Scope and Sequence:

المحتوى والتسلسل

Vocabulary	المعردات اللغوية	angry, excited, happy, hungry, sad, thirsty, tired
Language	اللغة	- How do you feel? - I feel tired. - He feels unhappy. She is excited.
Phonics	الصوتيات	- ee: feel, bee, sleep - ea: leaf, clean, eat, meat
Life skills	المهارات الحياتية	- Self-management: Talking about feelings
Values	القيم	- Perseverance Compassion
Issues and challenges	القضايا والتحديات	- Social participation - Preventative health
Integrated cross-curriculum topics	التكامل عبر موضوعات المنهج	- Science: Living a healthy lifestyle - Math: Measuring lengths using millimeters and centimeters; Using bar charts

Unit (1) I feel happy!

Part (1) (P. 2 - 5)

المشاعر Feelings



happy

سعيد



unhappy

غير سعيد



sad

حزين



excited

سعيد جدًا



thirsty

عطشان



hungry

جوعان



angry

غضبان



tired

متعب

Vocabulary:

feel	يشعر	How.....?	كيف.....؟	find	يجد
sandwich	ساندوتش	kind	عطوف	make	يصنع
juice	عصير	hot	حار		

Important Expressions & Prepositions:

at home	في البيت	talk to	يتكلم مع
Have some juice.	تناول بعض العصير.	Thank you!	شكرا!

Theme (1) Who am I?

Look, listen and read: (SB P. 2)

I feel **happy** today. How do you feel, Hana?

أشعر بالسعادة اليوم. كيف تشعرين يا هنا؟

It's hot.
I feel thirsty.

الجو حار. اشعر بالعطش.

I feel excited. Daddy is coming home soon! How do you feel, Youssef?

أنا ممرورة جذا. سياتى والدى للبيت قريباً!
كيف تشعر يا يوسف؟

Me too, and I feel hungry.

وأنا أيضاً، وأشعر بالجوع.

Let's go to the kitchen to have something to eat!

هيا نذهب للمطبخ لنحضر شينا لناناكله!

نُفُوقُكُ فِي أَيِّ عَمَلٍ عَلَيْهِ الْعِلَاقَةُ رِي

Unit (1) I feel happy!

Language Focus

للم عند السؤال عن مشاعر شخص ما نقول:

How do you feel? / كيف تشعر؟

للم وعند الإجابة نقول:

(I) feel + (adj) صفة



I feel happy.

أشعر بالسعادة.

I feel tired.

أشعر بالإرهاق.



ومع المفرد الغائب:

(He / She / اسم مفرد) feels + (adj) صفة



He feels hungry.

هو يشعر بالجوع.



Look and listen: (SB P. 4)

Hany and Hana are at home in their ...living room... . They are talking to Mommy. Mommy feelsunhappy..... and tired. Hana and Hanycan..... help her. They can clean thekitchen..... Now Mommy is very happy.



unhappy can kitchen living room

Theme (1) Who am I?

listen and read: (SB P. 5)

- Hana : Hi Hany!
- Hany : Hi Hana. How do you feel?
- Hana : I feel thirsty and hungry but we had a great game!
- Hany : I can make you a sandwich!
- Hana : Thank you. You are very kind!
- Hany : Have some juice.
- Hana : Thank you!



Activities



Supply the missing letter(s).

أكمل الحروف الناقصة.



a_g_y



h_n_ry



th_r_ty



h_t



s_d



e_c_ted




t_r_d



h_p_y



Look at the pictures and unscramble the letters. انظر إلى الصور وأعد ترتيب الحروف.

a p y
p hs
a dx c e
i e t d

Unit (1) I feel happy!

r i e
d t



n r g
a y



u n y
h g r




Read and match.

اقرأ وصل.

1) How do you feel?

a) I'm thirsty.

2) It's hot.

b) I feel happy.

3) Hany is...

c) Thank you!

4) Have some juice.

d) at home.

e) school.

1- () 2- () 3- () 4- ()



Choose the correct word(s).

اختر الكلمة الصحيحة.

1) It (am - is - are) hot.

2) I (feel - feels - feelings) angry.

3) How do (he - she - you) feel?

4) I can (make - making - makes) a sandwich.

5) (When - Where - How) do you feel? - I feel sad.



Unscramble the following words to make correct sentences. أعد ترتيب الكلمات الآتية لتكون جملًا صحيحة.

1) do - you - feel - How - ?



24

Theme (1) Who am I?

Theme (1) Who am I?

2) are – You – kind – very – .3) is – Mommy – happy – very – .

Look and tick (✓) the correct sentence. انظر وضع (✓) بجوار الجملة الصحيحة.



1) He is hungry.

2) He is thirsty.

☐
☐


1) He is unhappy.

2) He is happy.

☐
☐


Punctuate the following.

ضع علامات الترقيم على ما يلي.

- how do you feel



Copy the following sentence.

انسخ الجملة الآتية.

I feel unhappy.



اكتب ذاكرولي في البحث وانضم لجروبات ذاكرولي
 مع رياض الأطفال للصف الثالث الاعدادي

Unit (1) I feel happy!

Part (2) (P. 6 - 8)



fruit

فاكهة



vegetables

خضراوات



water

ماء



sports

ألعاب رياضية



exercise

يتمرن



sleep

ينام



walk

يمشي



go

يذهب

A healthy lifestyle نظام حياة صحي

Sleep for 8 hours.

نم لمدة ٨ ساعات.

Eat bananas.

تناول الموز.

Drink water.

اشرب الماء.

Walk to school.

امش / سب إلى المدرسة.

Play sports.

مارس الألعاب الرياضية.

Exercise.

تمرن.

Go outside.

اخرج.

Theme (1) Who am I?

Unhealthy lifestyle نظام حياة غير صحي

Watch television.

شاهد التلفاز.

Eat chocolate cake.

تناول كعكة الشيكولاتة.

Drink cola.

اشرب الكولا.

Play board games.

العب لعبة السلم والثعبان.

Sleep for 4 hours.

نم لمدة 4 ساعات.

Play video games.

العب ألعاب الفيديو.

Study the following:

Healthy Food

- grapes غناب
- strawberry فراولة
- onions بصل
- fish سمكة
- apple تفاحة
- bananas موز

Unhealthy Food

- ice cream آيس كريم
- pizza بيتزا
- chocolate شوكولاتة
- cake كيك
- burger ساندوتش برجر
- hotdog نفلق (سجق)

Unit (1) I feel happy!

Language Focus

لن لتقديم النصح أو الأمر نبدأ الجملة بمصدر الفعل:

(باقي الجملة) + مصدر الفعل Infinitive (inf.)

Eat fruits and vegetables.



تناول الفواكه والخضراوات.

لن وعند النهي نستخدم:

(باقي الجملة) + مصدر الفعل Don't + (inf.)

Don't go by car.



لا تذهب بالسيارة.

Study the following: (SB P. 7)

I want to be ..healthy.. I drinkwater.... I eat bananas, fruit and vegetables. I play.....sports... I sleep for 8 hours every night.

Activities



Supply the missing letter(s).

أكمل الحروف الناقصة.



f _ _ it



v _ ge _ ables



w _ t _ r



s _ o _ ts

Theme (1) Who am I?



exe_c_se



sl__p



w__k



p__y



2 Look at the pictures and unscramble the letters. انظر إلى الصور وأعد ترتيب الحروف.

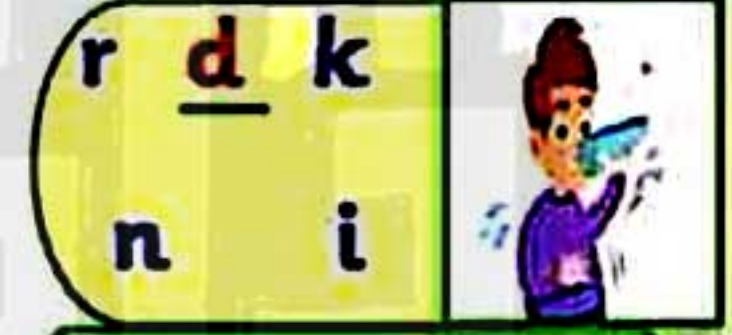














3 Read and match.

اقرأ وصل.

- 1) Drink...
- 2) Sleep for...
- 3) Play...
- 4) Eat...

- a) sports.
- b) fruit and vegetables.
- c) 8 hours every night.
- d) water.
- e) by car.

1- ()

2- ()

3- ()

4- ()



تابعنا على صفحتنا على الفيسبوك
www.facebook.com/ZakroolySite



Unit (1) I feel happy!



Choose the correct word(s).

اختر الكلمة الصحيحة.

- 1) I drink (bananas - tennis - water).
- 2) I (drink - play - eat) fruit and vegetables.
- 3) (Doesn't - Isn't - Don't) go by car.
- 4) Fruit and vegetables are (bad - healthy - unhealthy).
- 5) I sleep (in - for - at) 8 hours every night.



Fill in the gaps with the word(s) from the box.

املا الفراغات بكلمة مناسبة مما يلي.

(car - healthy - water - eat - burger)

- 1) I want to be
- 2) I drink
- 3) I fruit and vegetables.
- 4) Don't go by



Punctuate the following.

ضع علامات الترقيم على ما يلي.

- i play sports



Copy the following sentence.

انسخ الجملة الآتية.

I drink water.



Theme (1) Who am I?

Part (3) (P. 9 - 11)

Phonics



feel happy
يشعر بالسعادة



bee
نحلة



sleep
ينام



green
أخضر



meet
يقابل



leaf
ورقة شجرة



clean
ينظف



meat
لحم



eat
ياكل



team
فريق



Note:


يُنطق الحرفان ee / ea بصوت ممدود كما بالأمثلة السابقة.
ولكن لاحظ في كلمة Healthy ينطقان بصوت قصير.



Unit (1) I feel happy!

Study the following: (SB P. 10)

1) I feel happy. I play with my team.



2) The bee is on the green leaf.



3) Amira meets her friend Shereen.



4) They clean the playground.



Study the following: (SB P. 11)

1) It's healthy to sleep for 8 hours.



2) Eat good food to help your body.



3) A bee sits on a leaf.



Writing skills

Capital Letter



1- We have a capital letter (A, B, C, D, etc.) on the first word of the sentence.

للم تبدأ الجملة بحرف كبير capital.

↳ He sleeps for 8 hours.

↳ How do you feel?

2- We use capital letters for names of people.

↳ Marwan, Sara

للم تبدأ أسماء الأشخاص بحرف كبير.

Full Stop

⇒ We have a full stop (.) at the end of the sentence.

للم نضع النقطة (.) في نهاية الجملة الخبرية.

↳ I feel happy_

↳ A bee sits on a leaf_

Theme (1) Who am I?

Activities



Supply the missing letter(s).

أكمل الحروف الناقصة.



b _ _



s _ e _ p



gr _ _ n



m _ _ t



l _ _ f



c _ e _ n







m _ _ t



t _ _ m



2 Look at the pictures and unscramble the letters. انظر إلى الصور وأعد ترتيب الحروف.

b
e el s e
e pe m
e te l
f ae a
m te a
t m

نفوه في أي عمل عليه العلامة ري

Unit (1) I feel happy!



Look at the pictures and complete with:

انظر إلى الصور و اكمل بـ:

(clean - meat - leaf)



The bee is on the



They the playground.



Unscramble the following words to make correct sentences. أعد ترتيب الكلمات الآتية لتكون جملًا صحيحة.

1) feels - She - tired - .2) eats - food - He - good - .3) Marwan - eight - sleeps - hours - for - a day - .

Punctuate the following.

ضع علامات الترقيم على ما يلي.

- a bee sits on a leaf



Copy the following sentence.

انسخ الجملة الآتية.

They clean the playground.



Theme (1) Who am I?

Part (4) (P. 12 - 13)



measure

يقيس



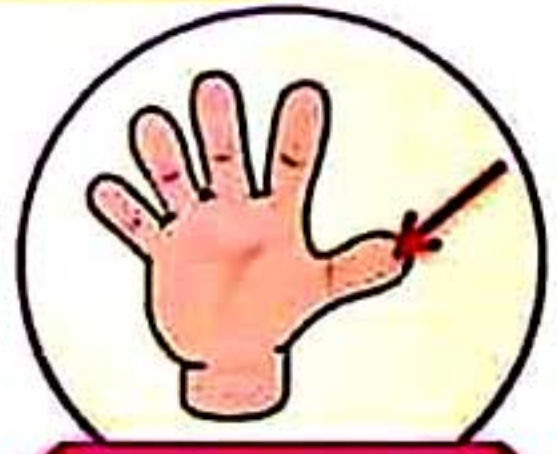
hand

يد



finger

إصبع اليد



thumb

إصبع الإبهام

Vocabulary:

millimeter

مليمتر | centimeter

سنتيمتر

Study the following: (SB P. 12)

❖ There are 10 millimeters in a centimeter.

10 millimeters = 1 centimeter

cm = centimeter

1 سنتيمتر = 10 مليمتر

❖ I am 127.4 cm tall. = I am 127 centimeters and 4 millimeters tall.

❖ My finger is 5.4 cm tall. = My finger is five centimeters and four millimeters tall.

❖ My thumb is 4.2 cm tall. = My thumb is 4 centimeters and two millimeters.



This is my lunchbox. I have a sandwich and juice.

هذا صندوق الغداء الخاص بي، ولدي ساندوتش وعصير.

Unit (1) I feel happy!

Language Focus

تلم للسؤال عن اطوال الاشياء نستخدم:

ما طول؟
How long is + اسم الشيء؟

- How long is the pen?

. الطول It's +

تلم للإجابة:

- It's 10 cm long.

تلم للسؤال عن اطوال الاشخاص نستخدم:

ما طول؟ (اسم مفرد / he / she)
How tall is (he / she /)?

- How tall is Adam?

. الطول (He / She) is +

تلم للرد:

- He is 124 cm tall.

Activities



Read and match.

اقرأ وصل.

- | | |
|--------------------------------|---------------------|
| 1) There are 10 millimeters... | a) is it? |
| 2) This is... | b) in a centimeter. |
| 3) Adam is 132.4 cm... | c) long. |
| 4) How long... | d) tall. |
| | e) my thumb. |

1- ()

2- ()

3- ()

4- ()

Theme (1) Who am I?



2 Choose the correct word(s).

اختر الكلمة الصحيحة.

1) There (am - is - are) 10 millimeters in a centimeter.

2) This (am - is - are) my hand.

3) How long is (you - they - it)?

4) (Where - When - How) tall is he?

5) I (am - is - are) 127cm tall.



3 Unscramble the following words to make correct sentences. أعد ترتيب الكلمات الآتية لتكون جملًا صحيحة.

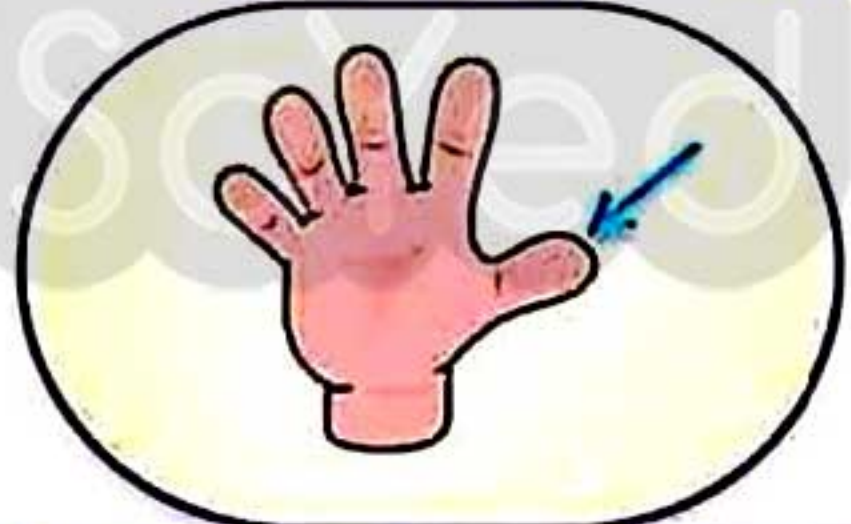
1) is - This - hand - my - .

2) long - How - it - is - ?

3) am - I - cm - 127.4 - tall - .



4 Look and tick (✓) the correct sentence. انظر وضع (✓) بجوار الجملة الصحيحة.



1) This is my leg.

☐

2) This is my finger.

☐

1) It is 124 cm.

☐

2) It is 4.2 cm.

☐

اكتب ذاكرولي في البحث وانضم لجروبات ذاكرولي
مع رياض الأطفال الصف الثالث الاعدادي

Unit (1) I feel happy!

اقرأ وضع علامة (✓) أو (X). (SB P. 4)

Hany and Hana are at home in their living room. They are talking to Mommy. Mommy feels unhappy and tired. Hana and Hany can help her. They can clean the kitchen. Now Mommy is very happy.

- 1) Hany and Hana are at their bedroom. ()
- 2) They are talking to Daddy. ()
- 3) Mommy feels unhappy and tired. ()
- 4) Hany and Hana can help Mommy. ()

Look at the pictures and complete with: انظر إلى الصور و أكمل بـ:

(hand - finger - thumb)



This is my



My is 5 cm.

Punctuate the following. ضع علامات الترقيم على ما يلي.

- this is my hand

Copy the following sentence. انسخ الجملة الآتية.

How tall are you?

Review On Unit (1)

Vocabulary

happy	سعيد	unhappy	غير سعيد	sad	حزين
thirsty	عطشان	hungry	جوعان	hand	يد
angry	غضبان	tired	متعب	water	ماء
fruit	فاكهة	vegetables	خضروات	centimeter	سنتيمتر
sports	العب رياضية	millimeter	مليمتر	finger	إصبع اليد
healthy	صحي	excited	متحمس	thumb	إصبع الإبهام

Verbs

feel	يشعر	walk	يمشي
sleep	ينام	go	يذهب
measure	يقيس	drink	يشرب
exercise	يتمرن	play	يلعب
eat	يأكل	find	يجد



Phonics



ee		ea	
feel	يشعر	leaf	ورقة شجر
bee	نحلة	clean	ينظف
sleep	ينام	meat	لحم
green	أخضر	eat	يأكل
meet	يقابل	team	فريق



تابع جديد ذاكرولي على موقعنا
<https://www.zakrooly.com>

Review On Unit (1)

Language Focus

للم عند السؤال عن مشاعر شخص ما نقول:

How do you feel? / كيف تشعر؟

للم وعند الإجابة نقول:

صفة... (I) feel + (adj)



I feel happy.
أشعر بالسعادة.

I feel tired.

أشعر بالإرهاق.




ومع المفرد الغائب:

صفة... (He / She / اسم مفرد) feels + (adj)



He feels hungry.
هو يشعر بالجوع.



Test (1) Based On Unit (1)

Test (1) Based On Unit (1)



Supply the missing letter(s).

أكمل الحروف الناقصة.



exc_t_d



k_t_hen



h_gry



f_u_ts



Look at the pictures and unscramble the letters. انظر إلى الصور وأعد ترتيب الحروف.

h p
a p yl a
p yn a y
r g

Read and match.

اقرأ وصل.

- 1) How do you feel?
- 2) Don't go...
- 3) Walk to...
- 4) I play with...

- a) sandwich.
- b) my team.
- c) by car.
- d) school.
- e) I feel thirsty.

1- () 2- () 3- () 4- ()



Choose the correct word(s).

اختر الكلمة الصحيحة.

- 1) How (do - does - is) you feel?
- 2) I play (at - with - on) my team.
- 3) It's hot. I feel (thirsty - cold - hungry).
- 4) She (feel - feels - feeling) hungry.

Test (1) Based On Unit (1)

5 He sleeps (at - in - for) eight hours a day.

5 Unscramble the following words to make correct sentences. أعد ترتيب الكلمات الآتية لتكون جملًا صحيحة.

1) good - He - eats - food - .

2) tall - you - How - are - ?

6 Look and tick (✓) the correct sentence. انظر وضع (✓) بجوار الجملة الصحيحة.



1) I feel happy.

2) I feel angry.

☐
☐


1) Play board games.

2) Play football.

☐
☐

7 Look at the pictures and complete with: انظر إلى الصور و اكمل بـ:

(thirsty - water - clean)



I drink



They the playground.

8 Punctuate the following. ضع علامات الترقيم على ما يلي.

- i feel thirsty



Test (1) Based On Unit (1)

Test (2) Based On Unit (1)

Test (2) Based On Unit (1)



Supply the missing letter(s).

أكمل الحروف الناقصة.



s _ _ ep



s _ d



k _ _ d



th _ r _ ty



Look at the pictures and unscramble the letters. انظر إلى الصور وأعد ترتيب الحروف.

a e
f _ lo
h tr _ t i
e d

Read and match.

اقرأ وصل.

- 1) Hana feels...
- 2) Don't play...
- 3) The bee is on...
- 4) He eats...

- a) the green leaf.
- b) good food.
- c) board games.
- d) hungry.
- e) playground.

1- () 2- () 3- () 4- ()



Choose the correct word(s).

اختر الكلمة الصحيحة.

- 1) Amr (am - is - are) kind.
- 2) The leaf is (green - black - blue).
- 3) (What - Where - How) do you feel?

Test (2) Based On Unit (1)

4) How (tall - long - many) is your dad?

5) I eat (milk - meat - juice).

5 اعد ترتيب الكلمات الآتية لتكون جملاً صحيحة. Unscramble the following words to make correct sentences.

1) is - This - lunchbox - my - .

2) do - How - feel - you - ?

6 اقرأ وضع علامة (✓) أو (X). (SB P. 5). Read and tick (✓) or (X).

Hany and Hana are at home in the kitchen. Hana feels thirsty and hungry. Hany is kind. He makes a sandwich and he gives Hana some juice.

1) Hana and Hany are in the living room. ()

2) Hana feels thirsty and hungry. ()

3) Hany is angry. ()

4) Hany makes a sandwich. ()

7 ضع علامات الترقيم على ما يلي. Punctuate the following.

- hany is kind

8 انسخ الجملة الآتية. Copy the following sentence.

Eat good food.

Unit
2What's the matter?
ما الأمر؟

Scope and Sequence:

المحتوى والتسلسل

Vocabulary	المفردات اللغوية	- cold, cough, fever, headache, sick, well; stomach, bone, heart, skin
Language	اللغة	- What's the matter? - I have a fever. - I'm sick because I have a headache.
Phonics	الصوتيات	- ck: sick, black - sk: skin, skirt, sky
Life skills	المهارات الحياتية	- Community participation - Resilience
Values	القيم	- Empathy - Perseverance - Compassion
Issues and challenges	القضايا والتحديات	- Therapeutic health - Preventative health
Integrated cross-curriculum topics	التكامل عبر موضوعات المنهج	- Science: Parts of the body; Personal hygiene; Medicines and safety

Unit (2) What's the matter?

Part (1) (P. 18 - 19)



headache

صداع



cold

برد / زكام



cough

كحة / سعال



fever

حمى (حرارة)



sick

مريض



medicine

دواء

Vocabulary:

glass	كوب زجاجي	Thank you.	شكراً.	dad	أب
well	بصحة جيدة	because	لأن / بسبب	anything	أي شيء
What ...?	ما - ماذا...؟	please	من فضلك		

Verbs:

feel	يشعر بـ	have / has	يمتلك / لديه / عنده
can	يستطيع	get	يحصل على

Theme (1) Who am I?

Look, listen and read: (SB P. 18)

Dad, are you OK?

هل أنت بخير يا أبي؟

No, I feel sick.

لا، أشعر بأ أنني مريض.

I have a headache.

عندي صداع.

What's the matter?

ما الأمر؟

Can I get you anything?

هل يمكنني أن أحضر لك أي شيء؟

Yes, please, a glass of water and my medicine.

نعم، من فضلك، أحضر لي كوب ماء ودوائي.

Sure.

بكل تأكيد.

نفوقه في أي عمل عليه العلامة دي

Unit (2) What's the matter?

Language Focus

للم عند السؤال عما يشكو منه المريض نقول:

What's the matter?

ما الأمر؟



للم وعند الرد نقول:

I have + a + اسم المرض



I have a cold.

عندي برد.

I have a cough.

عندي كحة.



I have a headache.

عندي صداع.

I have a fever.

عندي حمى.



I am sick.

أنا مريض.



I feel sick.

أشعر بالمرض.



I don't feel well.

لا أشعر أنني بصحة جيدة.

Study the following: (SB P. 19)

A :	Are you OK?	هل أنت بخير؟
B :	No, I don't feel well.	لا، لا أشعر أنني بصحة جيدة.
A :	What's the matter?	ما الأمر؟
B :	I'm sick because I have a headache.	أنا مريض لأنني عندي صداع.
A :	Can I get you some medicine?	هل يمكنني أن أحضر لك بعض الأدوية؟
B :	Yes, please, thank you.	نعم من فضلك، شكرًا لك.

Theme (1) Who am I?

Activities



Supply the missing letter(s).

أكمل الحروف الناقصة.



hea_ac_e



co_h



m_di_ine




co_d



fe_er



si_k



wa_er



gla_s



2 Look at the pictures and unscramble the letters. انظر إلى الصور وأعد ترتيب الحروف.

c i
k ss l g
a sr e e
f vr a e
t wd o
c li e e c
m i d n

Unit (2) What's the matter?



3 Read and match.

اقرأ وصل.

- | | |
|----------------------------|-----------------------------------|
| 1) What's the matter? | a) No, I feel sick. |
| 2) Are you OK? | b) Yes, please, a glass of water. |
| 3) Can I get you anything? | c) because I have a headache. |
| 4) I am sick | d) I am eleven years old. |
| | e) I have a fever. |

1- () 2- () 3- () 4- ()



4 Choose the correct word(s).

اختر الكلمة الصحيحة.

- 1) What's the (butter - matter - medicine)? - I have a cold.
- 2) I don't feel well. I am (OK - sick - nice).
- 3) I am sick because I (feel - have - get) a headache.
- 4) Can you get me a (class - glass - dish) of water?
- 5) I (don't - doesn't - aren't) feel well.



5 Unscramble the following words to make correct sentences.

أعد ترتيب الكلمات الآتية لتكون جملًا صحيحة.

- 1) matter - is - the - What?

.....

- 2) cough - I - a - have.

.....

- 3) OK - Are - you?

.....



Theme (1) Who am I?

Theme (1) Who am I?



6 Look and tick (✓) the correct sentence. انظر وضع (✓) بجوار الجملة الصحيحة.



1) I have a fever.

2) I have a cold.

☐
☐


1) I have a cough.

2) I have a headache.

☐
☐


7 Punctuate the following. ضع علامات الترقيم على ما يلي.

- are you OK



8 Copy the following sentence. انسخ الجملة الآتية.

I have a headache.



اكتب ذاكرولي في البحث وانضم لجروبات ذاكرولي
مع رياض الأطفال للصف الثالث الاعدادي



تابعنا على صفحتنا على الفيسبوك
www.facebook.com/ZakroolySite



Unit (2) What's the matter?



Part (2) (P. 20 - 23)



heart

قلب



skin

جلد (بشرة)



bone

عظمة



stomach

المعدة / البطن

Body Parts



nose

أنف

eye

عين

mouth

فم

hand

يد

arm

ذراع

leg

ساق

foot

قدم

feet

أقدام

Theme (1) Who am I?

Vocabulary:

important	هام / مهم	doctor	طبيب / طبيبة	when	عندما
blood	دم	tennis	تنس	ill	مريض
body	جسم	shower	دُش	hospital	مستشفى
food	طعام	with	مع	clinic	عيادة
home	بيت	without	بدون	nurse	ممرضة
loud	صاخب / بصوت عالٍ	shelf	رف	kind	عطوف / طيب
high	عالٍ / مرتفع	lemon	ليمونة	health	الصحة
low	منخفض	safe	آمن		
music	موسيقى	dangerous	خطير		

Verbs:

pump	يضخ	help	يساعد	give	يعطي
move	يتحرك	digest	يهضم	stay	يقيم / يمكث
hurt	يؤلم - يؤذي	take	يأخذ	protect	يحمي
drink	يشرب	stay	يبقى	check	يفحص

Phrases & Expressions:

stay at home	يبقى في المنزل	play with	يلعب مع
water with lemon	ماء بالليمون	go to	يذهب إلى
go swimming	يسبح / يذهب للسباحة	listen to	يستمع إلى
have a shower	يأخذ دُش / يستحم	try to	يحاول أن
with an adult	تحت إشراف شخص بالغ	check our health	يفحص صحتنا
without adult	بدون إشراف شخص بالغ	important to	هام لـ.. / مهم لـ..

Unit (2) What's the matter?

Language Focus

لغة عند الحديث عن أعضاء الجسم، نقول:

This is my + عضو الجسم

Examples:

- This is my **heart**.

هذا قلبي.



- This is my **skin**.

هذا جلدي.



- This is my **bone**.

هذه عظمتي.



- This is my **stomach**.

هذه معدتي (بطني).



لغة للسؤال عن وظائف أعضاء الجسم، نقول:

ما وظيفة ؟ + do + عضو الجسم

What does my **stomach** do? ما وظيفة معدتي؟

- It **digests** food.

إنها تقوم بهضم الطعام.



What does my **heart** do? ما وظيفة قلبي؟

- It **pumps** blood to the body.

إنه يضخ الدم للجسم.



What does my **skin** do? ما وظيفة جلدي؟

- It **protects** my body.

إنه يحمي جسمي.



What does my **bone** do? ما وظيفة عظمتي؟

- It **helps** me move.

إنها تساعدني على الحركة.



Note:

جمع كلمة foot هي feet وليس ~~foots~~.

Theme (1) Who am I?

Read & Learn: (SB P. 22)

1



Ramy : What's the matter?
ما الأمر؟

Arwa : I have a cold.
عندي برد.

Ramy : Stay at home.
ابقي في المنزل.

2



Ramy : What's the matter?
ما الأمر؟

Injy : I have a cough.
عندي ثُحَّة.

Ramy : Drink water with lemon.
اشربي ماء بالليمون.

3



Ramy : What's the matter?
ما الأمر؟

Mai : I have a headache.
عندي صداع.

Ramy : Try to sleep.
حاولي أن تنامي.

4



Ramy : What's the matter?
ما الأمر؟

Nabila : I feel sick.
أشعر بآتي مريضة.

Ramy : Go to the doctor.
اذهبي للطبيب.

5



Ramy : What's the matter?
ما الأمر؟

Dalia : My stomach hurts.
معدتي (بطني) تؤلمني.

Ramy : Take some medicine.
تناولي بعض الأدوية.

6



Ramy : What's the matter?
ما الأمر؟

Hend : I have a fever.
عندي خُمى.

Ramy : Go to the doctor.
اذهبي للطبيب.

Unit (2) What's the matter?

Look & Read: (SB P. 23)

Medicines and safety



Medicine is in a low cupboard.

الدواء في دولااب منخفض.



Medicine is in a bag.

الدواء في الحقيبة.



Drink medicine without an adult.

تناول الدواء بدون إشراف شخص بالغ.



Drink medicine with an adult.

تناول الدواء بإشراف شخص بالغ.



Medicine is on a high shelf.

الدواء على رف عالٍ.



Dangerous

خطير

- Medicine is in a low cupboard.
- Medicine is in a bag.
- Drink medicine without an adult.

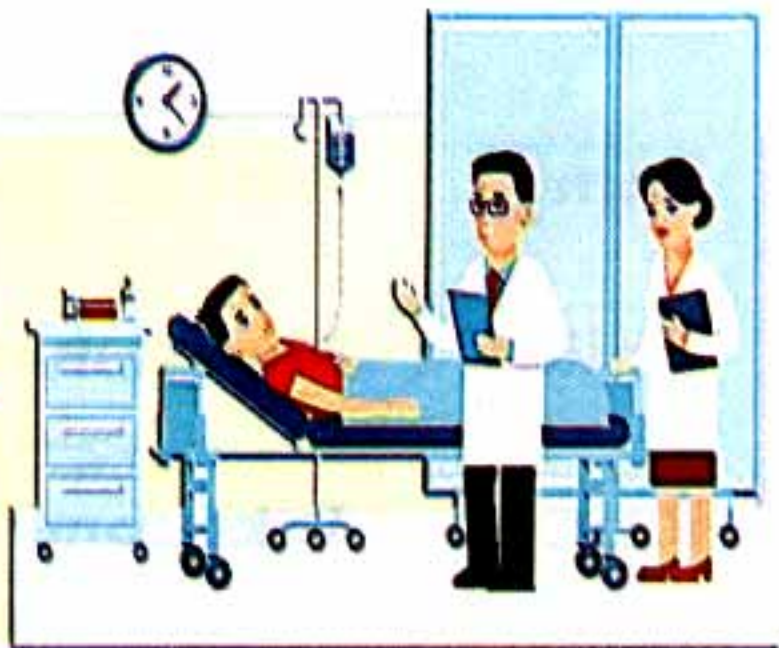
Safe

آمن

- Drink medicine with an adult.
- Medicine is on a high shelf.

Reading: (SB P. 23)

When we are ill, we go to the **hospital**. The **doctors** and nurses help us. They are very kind. **Doctors** and nurses check our health. They give us **medicine**. They are very important to us.



Theme (1) Who am I?

Activities



Supply the missing letter(s).

أكمل الحروف الناقصة.



he _ _ t



s _ _ n



sto _ a _ h




b _ n _



mo _ t _



h _ _ d



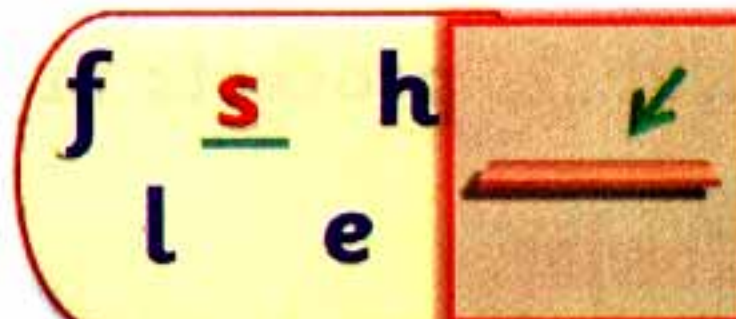
n _ s _



f _ _ t



Look at the pictures and unscramble the letters. انظر إلى الصور وأعد ترتيب الحروف.

r
m _ a _e _ l
ge _ e
yu r e
n _ sf _ s _ h
l _ eu d l
a _ t

Unit (2) What's the matter?



3 Read and match.

اقرأ وصل.

- | | |
|-----------------------------|-------------------------------|
| 1) This is my heart. | a) with an adult. |
| 2) What does my stomach do? | b) Stay at home. |
| 3) I have a cold. | c) It pumps blood to my body. |
| 4) Drink medicine | d) It digests food. |
| | e) without an adult. |

1- ()

2- ()

3- ()

4- ()



4 Choose the correct word(s).

اختر الكلمة الصحيحة.

- 1) This is my (heart - skin - bone). It protects my body.
- 2) This is my (stomach - skin - bone). It helps me move.
- 3) This is my (heart - skin - stomach). It digests food.
- 4) I have two (foot - feet - food).



5 Fill in the gaps with the word(s) from the box.

املأ الفراغات بكلمة مناسبة مما يلي.

(skin - Doctors - nurses - medicine - hospital)

- 1) When we are ill, we go to the
- 2) The doctors and help us.
- 3) and nurses check our health.
- 4) Doctors give us
- 5) My protects my body.



6 Punctuate the following.

ضع علامات الترقيم على ما يلي.

- drink water with lemon



58

Theme (1) Who am I?

Theme (1) Who am I?

Part (3) (P. 24 - 25)

Phonics



sick

مريض



black

أسود



duck

بطة



kick

يركل



skin

جلد (بشرة)



skirt

جيبية



sky

سماء



skip

ينط / يقفز



Unit (2) What's the matter?

Vocabulary:

girl	بنت	garden	حديقة	pretty	جميلة
boy	ولد	ball	كرة	speak	يتكلم - يتحدث

Study the following:

- 1) The duck is black.
- 2) The girls skip in the garden.
- 3) The boy kicks the ball.



Writing Skills:

Question mark (?) / Full stop (.)

نضع (?) في نهاية السؤال ونضع (.) في نهاية الجملة الخبرية:

Examples:

- 1- Her skirt is very pretty .
- 2- He feels sick .
- 3- Does his stomach hurt?



Practice



اقرأ واكتب (.) أو (?).

- 1) Can I get you some medicine ____
- 2) How are you ____
- 3) What's the matter ____
- 4) I feel happy ____
- 5) She speaks English ____
- 6) Are you OK ____
- 7) My skin protects my body ____
- 8) I have a fever ____

Theme (1) Who am I?

Activities



Supply the missing letter(s).


أكمل الحروف الناقصة.



si _ _



_ _ in



bla _ _



_ _ irt



_ _ y



_ _ ip



du _ _



ki _ _



2 Look at the pictures and unscramble the letters. انظر إلى الصور وأعد ترتيب الحروف.













Unit (2) What's the matter?



3 Look at the pictures and complete with: انظر إلى الصور و أكمل بـ:

(duck - skip - sky)



The girls in the garden.



The is black.



4 Unscramble the following words to make correct sentences. أعد ترتيب الكلمات الآتية لتكون جملاً صحيحة.

1) ball – kicks – The – the – boy.

2) pretty – skirt – very – Her – is.

3) feels – He – sick.



5 Punctuate the following. ضع علامات الترقيم على ما يلي.

– does his stomach hurt



6 Copy the following sentence. انسخ الجملة الآتية.

I speak English.



Theme (1) Who am I?

Part (4) (P. 26 - 29)



hospital
مستشفى



nurse
ممرضة



doctor
طبيب



sick
مريض



healthy food
طعام صحي

Vocabulary:

Where ...?	أين ...؟	a lot of	كثير من	job	وظيفة
some	بعض	breakfast	الإفطار	now	الآن
tooth	سِن / سِنَّة	afternoon	بعد الظهر	room	غرفة
teeth	أسنان	toothpaste	معجون أسنان	too	أيضاً
bed	سرير	tissue	منديل ورقي	brush	فرشاة
soap	صابون	tomorrow	غداً		

Verbs:

touch	يلمس	see	يرى	dry	يجفف
brush	ينظف بالفرشاة	study	يذاكر	wet	يببل
turn on	يفتح (الماء)	cover	يغطي	love	يحب
work	يعمل	put	يضع	smile	يبتسم
put back	يعيد الشيء إلى مكانه	wake up	يستيقظ	wash	يفسل
use	يستخدم - يستعمل	like	يحب	take	يأخذ



تابع جديد ذاكرولي على موقعنا
<https://www.zakrooly.com>



Unit (2) What's the matter?

Study the following: (SB P. 26)

Keeping healthy

① Don't touch your face.

لا تلمس وجهك.



② Stay at home if you have a fever.

ابق في المنزل إذا كنت مصابًا بالحمى.



③ Cover your mouth and nose with a tissue if you have a cold.

غط فمك وأنفك بمنديل إذا كنت مصابًا بالبرد.



④ Eat healthy food.

تناول طعامًا صحيًا.



⑤ Exercise.

تمرّن وتدرّب.



⑥ Wash your hands with soap.

اغسل يديك بالصابون.



⑦ Smile and be happy.

ابتسم وكن سعيدًا.



نفوه في أي عمل عليه العلامة دي

Theme (1) Who am I?

Personal hygiene النظافة الشخصية

خطوات غسل أسنانك: (SB P. 27) Steps for brushing your teeth:

① Use your brush.

استخدم فرشاة الأسنان الخاصة بك.



② Put some toothpaste on the brush.

ضع بعضاً من معجون الأسنان على الفرشاة.



③ Brush your teeth well.

نظف أسنانك بالفرشاة جيداً.



④ Put your brush back.

أعد فرشاة الأسنان إلى مكانها.



⑤ Now your teeth are clean.

والآن، أسنانك نظيفة.



Unit (2) What's the matter?

خطوات غسل يديك: (SB P. 27) Steps for washing your hands:

Turn on the water.

افتح صنوبر المياه.



Wet your hands.

بلل يديك بالماء.



Take the soap.

استعمل الصابون.



Cover your hands with water.

اغمر يديك بالماء.



Dry your hands.

جفف يديك.



Read and learn: (SB P. 28)

A : What's your name?

B : Hello. I'm Sara.

A : Where do you work?

B : I work in a hospital.

A : What do you do?

B : I'm a nurse. I help sick children.

A : Do you like your job?

B : I love my job! I like seeing happy, healthy children when they go home.



Theme (1) Who am I?

Read & Learn: (SB P. 29)


In hospital في المستشفى

1- My name is Hassan. I'm sick.
I'm in hospital.

اسمي حسن وأنا مريض بالمستشفى.



2- There are a lot of beds in my room.
توجد أسرة كثيرة في غرفتي.



3- I wake up and I eat breakfast.
أستيقظ وأتناول وجبة الإفطار.



4- Nurses help me. They give me
medicine.

تساعدني الممرضات ويعطونني الدواء.



5- I study in the hospital too. I like
my teacher.

أنا أذاكر بالمستشفى أيضًا. وأحب معلمتي.



6- In the afternoon, I see the doctor.
He is kind.

أرى الطبيب بعد الظهر، وهو شخص عطوف.



7- I can go home tomorrow. I'm happy.
يمكنني العودة للبيت غداً. وأنا سعيد.



Unit (2) What's the matter?

Activities



Read and match.

اقرأ وصل.

- | | |
|--------------------------|--------------------------|
| 1) What's your name? | a) I work in a hospital. |
| 2) Where do you work? | b) I love my job. |
| 3) What do you do? | c) I'm Sara. |
| 4) Do you like your job? | d) I'm a nurse. |
| | e) He's a doctor. |

1- () 2- () 3- () 4- ()



Choose the correct word(s).

اختر الكلمة الصحيحة.

- 1) Wash your hands with (soap - tissue - food).
- 2) Put some (medicine - toothpaste - soap) on the brush.
- 3) I'm a (teacher - farmer - nurse). I help sick children.
- 4) I eat (bad - healthy - hungry) food.
- 5) Cover your mouth and nose with a (food - tissue - brush).



Unscramble the following words to make correct sentences.

أعد ترتيب الكلمات الآتية لتكون جملًا صحيحة.

1) face - Don't - your - touch.2) well - your - Brush - teeth.3) hospital - I - in - am.

Theme (1) Who am I?



4 Look and tick (✓) the correct sentence. انظر وضع (✓) بجوار الجملة الصحيحة.



- 1) I eat breakfast.
2) Don't touch your face.

☐
☐


- 1) Use your brush.
2) I help sick people.

☐
☐


5 Read and tick (✓) or (X). (SB P. 29). اقرأ وضع علامة (✓) أو (X).

My name is Hassan. I'm sick. I'm in hospital. There are a lot of beds in my room. Nurses help me and give me medicine. I see the doctor in the afternoon. He is kind.

1) My name is Hossam.

()

2) I am at school.

()

3) Nurses help me.

()

4) The doctor is kind.

()



تابع جديد ذاكرولي على موقعنا
<https://www.zakrooly.com>



Unit (2) What's the matter?



6

Look at the pictures and complete with:

انظر إلى الصور و أكمل بـ:

(medicine - Smile - healthy)



and be happy.

Nurses give us



7

Punctuate the following.

ضع علامات الترقيم على ما يلي.

- wake up and eat breakfast



8

Copy the following sentence.

انسخ الجملة الآتية.

I wash my hands with soap.



اكتب ذاكرولي في البحث وانضم لجروبات ذاكرولي
مع رياض الأطفال للصف الثالث الاعدادي

70

Theme (1) Who am I?

Review On Unit (2)

Vocabulary

medicine	دواء	nose	أنف	foot	قدم
cold	برد / زكام	skin	جلد / بشرة	feet	أقدام
fever	حمى / حرارة	stomach	معدة / بطن	headache	صداع
heart	قلب	arm	ذراع	cough	كحة
leg	ساق	mouth	فم	hand	يد
bone	عظمة	eye	عين	hospital	مستشفى

Verbs

feel	يشعر - يحس	take	ياخذ	move	يتحرك
pump	يضخ	check	يفحص	help	يساعد
protect	يحمي	digest	يهضم	give	يعطي
have	لديه / مصاب بـ	wet	يبلل	dry	يجفف

Phonics

/ck/		/sk/	
sick	مريض	skin	جلد / بشرة
black	أسود	skirt	جيبه / تنورة
duck	بطة	ski	يتزلج
kick	يركل / يشوط	sky	السماء

Language Focus

- What's the matter ?	ما الأمر؟
- I have a cold .	عندي برد.
- I am sick because I have a headache.	أنا مريض لأن عندي صداع.
- This is my skin .	هذه بشرتي.
- What does your stomach do ?	ما وظيفة معدتك؟
- It digests food.	إنها تهضم الطعام.

Test (1) Based On Unit (2)

Test (1) Based On Unit (2)




Supply the missing letter(s).

أكمل الحروف الناقصة.



m _ di _ ine



m _ u _ h



hea _ ac _ e


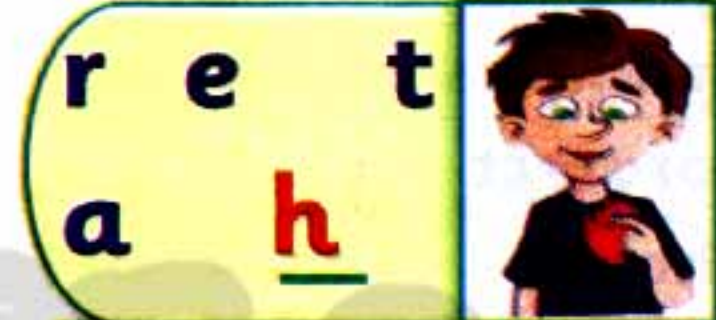


stom _ ch



Look at the pictures and unscramble the letters.

انظر إلى الصور وأعد ترتيب الحروف.

o l
d _ ck i
s _ nr e t
a _ h

Read and match.

اقرأ وصل.

- 1) This is my stomach.
- 2) Nurses help me.
- 3) Where do you work?
- 4) What's the matter?

- a) I am sick.
- b) Eat healthy food.
- c) I work in a hospital.
- d) They give me medicine.
- e) It digests food.

1- ()

2- ()

3- ()

4- ()



Choose the correct word(s).

اختر الكلمة الصحيحة.

- 1) My (stomach - heart - bone) pumps blood to my body.
- 2) The (stomach - duck - heart) is black.
- 3) This is my (heart - skin - bone). It protects my body.
- 4) What does your (heart - skin - stomach) do? It digests food.
- 5) I'm sick because I have a (head - headache - stomach).



72

Test (1) Based On Unit (2)

Test (1) Based On Unit (2)

5 Unscramble the following words to make correct sentences. أعد ترتيب الكلمات الآتية لتكون جملاً صحيحة.

1) matter – What – the – is?

2) cough – I – a – have.

6 Look and tick (✓) the correct sentence. انظر وضع (✓) بجوار الجملة الصحيحة.



1) My teeth are clean.

2) My stomach hurts.

☐
☐


1) I feel well.

2) I am in hospital.

☐
☐

7 Look at the pictures and complete with: انظر إلى الصور و أكمل بـ:

(heart - skirt - skip)



My is pretty.



My pumps blood to my body.

8 Punctuate the following. ضع علامات الترقيم على ما يلي.

- i drink water with lemon

Test (2) Based On Unit (2)

Test (2) Based On Unit (2)



Supply the missing letter(s).

أكمل الحروف الناقصة.



ha_d



f_ver



co_d



no_e



Look at the pictures and unscramble the letters. انظر إلى الصور وأعد ترتيب الحروف.



Read and match.

اقرأ وصل.

- | | |
|-----------------------|-------------------------------|
| 1) What's the matter? | a) I am a doctor. |
| 2) This is my heart. | b) Go to the doctor. |
| 3) What do you do? | c) It digests food. |
| 4) My stomach hurts. | d) It pumps blood to my body. |
| | e) I have a cough. |

1- () 2- () 3- () 4- ()



Choose the correct word(s).

اختر الكلمة الصحيحة.

- (Where - How - What) is the matter?
- I am sick. I have a (head - headache - stomach).
- This is my (stomach - bone - head). It helps me move.

Test (2) Based On Unit (2)

4) What does your (**heart - skin - bone**) do? It protects my body.

5) If you have a headache, try to (**drink - sleep - stay**).

5  **Unscramble the following words to make correct sentences.** أعد ترتيب الكلمات الآتية لتكون جملًا صحيحة.

1) headache - **I** - a - have.

2) heart - **This** - my - is.

6  **Read and tick (✓) or (X).** اقرأ وضع علامة (✓) أو (X).


My bone, heart, skin, and stomach are very important to me. My heart pumps blood to my body. My skin protects my body. My bone helps me move. My stomach digests food.

1) My heart protects my body. ()

2) My stomach digests food. ()

3) My skin pumps blood to my body. ()

4) My bone helps me to sleep. ()

7  **Punctuate the following.** ضع علامات الترقيم على ما يلي.
- nurses give me medicine

8  **Copy the following sentence.** انسخ الجملة الآتية.
Wash your hands with soap.

Unit
3On the weekend
في العطلة الأسبوعية

Scope and Sequence:

المحتوى والتسلسل

Vocabulary	المفردات اللغوية	- collect magnets, draw pictures, play music, play sports, sing a song, take photos, light and dark colors
Language	اللغة	- I am playing sports. - I like (playing sports), but I don't like (singing). - I draw pictures on Saturday. - I play tennis at half past ten.
Phonics	الصوتيات	- ng: sing, fishing - sp: sports, space, spider
Life skills	المهارات الحياتية	- Creativity - Empathy
Values	القيم	- Participation
Issues and challenges	القضايا والتحديات	- The use of non-discrimination against those with special needs
Integrated cross-curriculum topics	التكامل عبر موضوعات المنهج	- Math : Telling the time on the hour and half hour - Art : Describing colors - Science: Magnets

Theme (1) Who am I?

Part (1) (P. 34 - 36)



playing sports

يمارس الألعاب الرياضية



listening to music

يستمتع إلى الموسيقى



collecting magnets

يجمع قطع المغناطيس



drawing pictures

رسم الصور



taking photos

يلتقط الصور



singing a song

يغني أغنية



old

قديم



new

حديث



quiet

هادئ

Vocabulary:

weekend

العطلة الأسبوعية

magnet

مغناطيس

very good

جميلة جدًا

photos

صور فوتوغرافية

but

لكن

sports

الألعاب الرياضية

pop music

موسيقى البوب (صاخبة)

pictures

صور / رسومات

Unit (3) On the weekend

Verbs:

love	يحب	sing	يقني	collect	يجمع
like	يحب	draw	يرسم	take	يأخذ
play	يلعب	listen	يستمتع		

Look, listen and Read. (SB P. 34)

1 Hana- what are you drawing?
هنا، ماذا ترسمين؟

2 I'm drawing a cat. I love cats.
أرسم قطّة، أنا أحب القطط.

3 Hany, what music are you listening to?
هاني، ما الموسيقى التي تستمع إليها؟

4 I'm listening to pop music - it's very good!
أنا أستمع إلى موسيقى البوب، إنها جميلة جدًا.

5 I like drawing but I don't like listening to pop music!

6 Do you like collecting magnets?
هل تحبين جمع قطع المغناطيس؟

7 Yes, I do.
نعم.

أنا أحب الرسم لكن لا أحب الاستماع إلى موسيقى البوب.

Theme (1) Who am I?

Language Focus

1

The Present Continuous

المضارع المستمر

نستخدم المضارع المستمر عندما نتحدث عن شيء يحدث وقت الكلام فإننا نستخدم الشكل التالي:

I	+	am	} + (الفعل + ing)
(He / She / It / اسم مفرد)	+	is	
(You / We / They / اسم جمع)	+	are	

Ex. I am playing.

تابعنا على صفحتنا على الفيسبوك
www.facebook.com/ZakroolySite

- He is singing a song.

- They are collecting magnets.



- She is taking photos.



السؤال بـ What في المضارع المستمر:

What + is + فاعل مفرد + (الفعل + ing)?
are + فاعل جمع

Ex. What are you drawing?

ملحوظة



إذا انتهى الفعل بحرف (e) قبله حرف ساكن، نحذف حرف الـ (e) ونضيف (ing)

Ex. take → taking

Unit (3) On the weekend

Practice



Choose the correct word(s).

اختر الكلمة الصحيحة.

- 1) What (am - is - are) you drawing?
- 2) I'm (listen - listening - listens) to pop music.
- 3) He (is - am - are) singing a song.
- 4) They are (collect - collects - collecting) magnets.
- 5) She (am - is - are) drawing pictures.
- 6) We are (taking - take - takes) photos.

2) لكن / and but

لنستخدم (and) عندما نريد أن نضيف شيئاً مشابهاً.

Ex. I like ice cream and chocolate. أنا أحب الآيس كريم والشوكولاتة.

لنستخدم (but) إذا كان هناك اختلاف في الكلام (تسمية تناقض) فإثنا نستخدم كلمة (but).

Ex. I like ice cream but I don't like chocolate.

أنا أحب الآيس كريم لكن لا أحب الشوكولاتة.

Language Notes

لنأتي الفعل بعد (like) مضافاً إليه (ing):

Ex. I like playing sports.

أنا أحب ممارسة الرياضة.

Ex. I don't like drawing pictures.

أنا لا أحب رسم الصور.

Theme (1) Who am I?

Practice

★ Complete the sentences with **and** or **but**. (SB P. 36) أكمل الجمل



I like playing sports, **but**
I don't like collecting magnets.

I like taking photos
I like drawing pictures.



I like collecting magnets,
I don't like drawing pictures.

I like listening to pop music
I like collecting magnets.



Unit (3) On the weekend

Activities



Supply the missing letter(s).

أكمل الحروف الناقصة.



p__y



dr__



li__en



m_s_c



pho__s



s__g



col__ct




pic__res



2

Look at the pictures and unscramble the letters. انظر إلى الصور وأعد ترتيب الحروف.



Theme (1) Who am I?



3 Read and match.

اقرأ وصل.

- | | |
|-------------------------------------|--------------------------------|
| 1) What are you drawing? | a) Yes, I do. |
| 2) What music are you listening to? | b) don't like taking photos. |
| 3) Do you like collecting magnets? | c) I'm listening to pop music. |
| 4) I like drawing, but I | d) I'm happy. |
| | e) I'm drawing a cat. |

1- ()

2- ()

3- ()

4- ()



4 Choose the correct word(s).

اختر الكلمة الصحيحة.

- 1) She (am - is - are) singing a song.
- 2) We are (collect - collects - collecting) magnets.
- 3) I (am - is - are) playing sports.
- 4) I like ice cream (but - and - to) chocolate.
- 5) I like taking photos, (to - but - and) I don't like drawing pictures.



5 Unscramble the following words to make correct sentences. أعد ترتيب الكلمات الآتية لتكون جملاً صحيحة.

- 1) like - pictures - I - drawing - don't - .

.....

- 2) are - music - to - We - listening - .

.....

- 3) drawing - What - you - are - ?

.....

Unit (3) On the weekend



6

Look and tick (✓) the correct sentence. انظر وضع (✓) بجوار الجملة الصحيحة.



1) He is singing a song.

2) He is taking photos.

☐
☐

1) We are collecting magnets.

2) We are listening to music.

☐
☐

7

Punctuate the following.

ضع علامات الترقيم على ما يلي.

- they are playing sports



8

Copy the following sentence.

انسخ الجملة الآتية.

I like taking photos.



تابع جديد ذاكرولي على موقعنا

<https://www.zakrooly.com>

Theme (1) Who am I?

Part (2) (P. 37 - 38)

Light and dark colors الألوان الفاتحة والداكنة



light blue

أزرق فاتح



dark blue

أزرق غامق / داكن



orange

برتقالي



red

أحمر



green

أخضر



pink

وردي



gray

رمادي



black

أسود



football

كرة قدم



tennis ball

كرة تنس



badge

شارة / بادج



spider

عنكبوت



clock

ساعة حائط



lunch

الغداء



art

الرسم



home

بيت

Unit (3) On the weekend

Vocabulary:

light	فاتح	art class	حصة / درس الرسم	tennis	لعبة التنس
dark	داكن / غامق	have	يتناول / يملك	color	يلون
have lunch	يتناول الغداء				

Read and learn:



Note:

نستخدم حرف الجر (on) مع :

on { the weekend في عطلة نهاية الأسبوع
Saturday, Sunday, أيام الأسبوع

Ex. What do you do on the weekend?
- What do you do on Friday?

Theme (1) Who am I?

Activities



Supply the missing letter(s).

أكمل الحروف الناقصة.



y _ ll _ w



r _ d



g _ e _ n



b _ a _ k



b _ _ e



p _ _ k



g _ _ y



o _ a _ ge



2

Look at the pictures and unscramble the letters. انظر إلى الصور وأعد ترتيب الحروف.

o f t o
a l b lp r s
i e dg a d
_ b _ ee n s
n _ t iu h n
_ l _ ck o c
l _ c

Unit (3) On the weekend



3 Read and match.

اقرأ وصل.

- 1) What do you do ...
- 2) I play ...
- 3) What color is it?
- 4) I take ...

- a) It's green.
- b) photos on Monday.
- c) on Sundays?
- d) tennis on Friday.
- e) Yes, I do.

1- () 2- () 3- () 4- ()



4 Choose the correct word(s).

اختر الكلمة الصحيحة.

- 1) I play football (at - on - in) Friday.
- 2) (What - How - Who) color is it?
- 3) I (take - play - have) photos on Sunday.
- 4) Red and (lunch - tennis - pink) are colors.
- 5) We draw pictures in the art (home - class - lunch).



5 Fill in the gaps with the word(s) from the box.

املأ الفراغات بكلمة مناسبة مما يلي.

(tennis - playing - do - color - have)

- 1) What you do on Saturdays?
- 2) We play on the weekend.
- 3) I lunch at home.
- 4) I like sports.
- 5) What is it?



6 Punctuate the following.

ضع علامات الترقيم على ما يلي.

- i listen to music on sundays.


Theme (1) Who am I?

Part (3) (P. 39 - 41)




magnet

مغناطيس



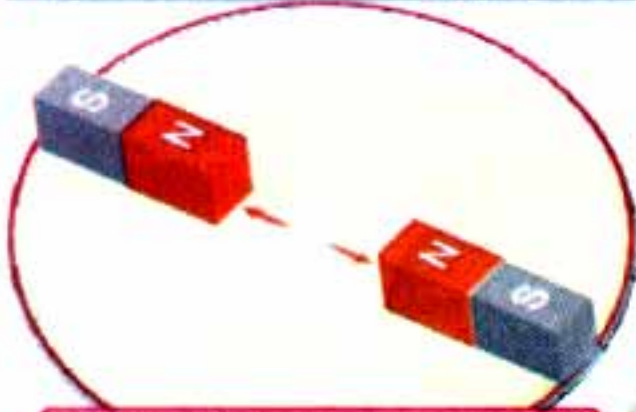
pole

قُطْب



attract

يجذب / يجذب



repel

يتنافر



bottle

زجاجة



wool

الصوف



paper clip

مشبك ورق



scissors

مقص



iron

مكواة

Vocabulary:

time	الوقت	quarter to	إلا ربع	north pole (N)	القطب الشمالي
center	مركز	quarter	ربع	south pole (S)	القطب الجنوبي
objects	أشياء	half past	و نصف	end	نهاية / طرف
together	معًا	metal	معدن	the same	متشابه

Unit (3) On the weekend

Verbs:

attract

يجذب / ينجذب

pull

يسحب / يشد

repel

يتنافر

push away

يتنافر / يبتعد

Math - Telling the time (SB P. 39) قراءة الساعة

للم سؤال عن (الوقت / الساعة) نقول:

→ What time is it?

للم وللإخبار بالوقت نستخدم إحدى الطرق الآتية:

➤ It's half past seven. = It's seven thirty.



➤ It's quarter to ten. = It's nine forty-five.



Study the following: Note:

It's half past two.
= It's two thirty.

الثانية والنصف.



half = thirty

quarter past = fifteen

quarter to = forty-five

It's quarter past nine.
= It's nine fifteen.

التاسعة والرابع.

It's quarter to five.
= It's four forty-five.

الخامسة إلا ربع.

It's eight twenty.
الثامنة والثلث.

Theme (1) Who am I?

Practice



انظر وضع (✓) بجوار الجملة الصحيحة. Look and tick (✓) the correct sentence.



- 1) It's seven thirty.
- 2) It's quarter to one.

☐
☐


- 1) It's half past two.
- 2) It's one forty-five.

☐
☐


- 1) It's quarter to five.
- 2) It's quarter past five.

☐
☐


- 1) It's nine thirty.
- 2) It's quarter past nine.

☐
☐

Note:



تابع جديد زاكروولي على موقعنا

<https://www.zakrooly.com>

نستخدم حرف الجر (at) قبل الساعة:

Ex. I play tennis **at** half past ten.

- I have lunch **at** two twenty.



Unit (3) On the weekend

Science - Magnets قطع المغناطيس

- A **magnet** attracts metal objects.

يجذب المغناطيس المعادن.

- A **pole** is the **end** of a magnet.

القطب هو طرف المغناطيس.

Listen and read. (SB P. 40)

1



A **magnet** has two poles - a north pole (**N**) and a south pole (**S**). The north pole **attracts** the south pole. They **pull** together.

للمغناطيس قطبان - قطب شمالي (N) وقطب جنوبي (S)، القطب الشمالي يجذب القطب الجنوبي، فهما يجذبان مغنا.

2



But the same **poles repel**. They **push** away.

لكن الأقطاب المتشابهة تتنافر، فهي تبتعد عن بعضها.

A magnet



attracts

doesn't attract

scissors - a paper clip - an iron



wool - a bottle - a pencil



Theme (1) Who am I?

Activities




Supply the missing letter(s).

أكمل الحروف الناقصة.



m_gn_t



r_pe_



b_tt_e



w__l




p_per cl_p



i__n



s_isso_s



a_tr_ct



2

Look at the pictures and unscramble the letters. انظر إلى الصور وأعد ترتيب الحروف.

u p
h sl u
p lg a e
m n tr i
n oe o b
t l tl p
o e

Unit (3) On the weekend



3

Look at the pictures and complete with:

انظر إلى الصور و أكمل بـ:

(twenty - half - quarter)



It's past two.

It's eight



4

Unscramble the following words to make correct sentences. أعد ترتيب الكلمات الآتية لتكون جملاً صحيحة.

1) it - is - What - time - ?2) metal - attracts - A magnet - objects - .3) lunch - at - have - I - two - thirty - .

5

Punctuate the following.

ضع علامات الترقيم على ما يلي.

- what time is it



6

Copy the following sentence.

انسخ الجملة الآتية.

The same poles repel.



Theme (1) Who am I?

Part (4) (P. 42 - 45)

Phonics



sing

يغني



fishing

صيد السمك



king

ملك



sports

الألعاب الرياضية



space

الفضاء



spider

عنكبوت



speaking

يتحدث



living room

حجرة المعيشة



eating

يأكل



swimming

يسبح - السباحة

Vocabulary:

name	اسم	less help	مساعدة أقل	angry	غضبان
hello	أهلاً	more help	مساعدة أكثر	easily	بسهولة
Egyptian	مصري	the same help	نفس المساعدة	well	جيداً
friends	أصدقاء	sign language	لغة الإشارة	again	مرة ثانية
special	خاص	very much	كثير جداً	please	من فضلك
with	مع	other	آخر / أخرى	team	فريق

Unit (3) On the weekend

Verbs:

go	يذهب	try	يحاول	say	يقول
walk	يمشي	use	يستخدم	understand	يفهم
read	يقرأ	need	يحتاج	do	يفعل
get	يُحضِر	hear	يسمع	help	يساعد
stop the ball			يصد الكرة		

Study the following:

❖ Some people need special help because:

يحتاج بعض الناس مساعدة خاصة لأنهم:

- 1- They can't walk.
- 2- They can't hear.
- 3- They can't read well easily.
- 4- They can't see.

❖ We use the sign language to understand people who

can't hear or talk. نستخدم لغة الإشارة لفهم الناس الذين لا يستطيعون السمع أو الكلام.

Writing skills: Exclamation mark (!)

❖ We use an exclamation mark (!) to show a strong feeling.

نستخدم علامة التعجب (!) للنوضح شعورًا قويًا.

EX. I love my cat!

Theme (1) Who am I?

Practice (SB P. 43)



Trace and color the exclamation marks.

تتبع ولون علامات التعجب



Complete the sentences with a full stop (.), a question mark (?) or an exclamation mark (!).

أكمل بعلامة الترقيم المناسبة

- 1) I feel very angry
- 2) I am Egyptian
- 3) What's the matter
- 4) What's your name
- 5) I am very excited
- 6) She learns English at school

Listening: (SB P. 44)



Hi! My name is Malak and I go to school in Cairo. I like my teacher and my class very much. In my class we have friends who need special help - Amir can't walk, Talia can't hear, Wael can't read well easily. We help our friends.

Reading: (SB P. 45)



Hi! I am Talia. I use **sign language** to understand my friends. This is how I say "hello", "please" and "how are you?", Now you try to do the signs.



I can't hear.



Hello.



Please.



How are you?

Unit (3) On the weekend


Activities



Look and match. (SB P. 44)

انظر وصل

1) Why are you angry? I am your friend and I can help.



2) I can get that book for you.

3) I can say it again.



4) I can read with you.

2 Choose the correct word(s).

اختر الكلمة الصحيحة.

1) The king is (swim - swims - swimming).

2) The girl is singing in her living (school - class - room).

3) We have friends who need (special - angry - very) help.

4) I use (music - sign - help) language to understand my friends.

5) We (play - do - help) our friends.



3 Unscramble the following words to make correct sentences.

أعد ترتيب الكلمات الآتية لتكون جملًا صحيحة.

1) can - with - I - you - read - .

2) can't - easily - well - He - read - .

Theme (1) Who am I?

3) you – are – How – ?

4 Look and tick (✓) the correct sentence. انظر وضع (✓) بجوار الجملة الصحيحة.



1) I can't see.

2) I can't hear.

☐
☐

1) Hello.

2) I can't read.

☐
☐

5 Read and tick (✓) or (X). SB P. (45). اقرأ وضع علامة (✓) أو (X). SB P. (45).

Hi! I am Adam and this is Fares. Fares can't hear, but I can help him. On Saturdays we play football. Today we are playing football in the park. Fares can stop the ball from the other team!

1) Fares can hear.

☐

2) We play football on Saturdays.

☐

3) Today we are playing tennis.

☐

4) Fares can stop the ball.

☐

Unit (3) On the weekend

Look at the pictures and complete with: انظر إلى الصور و أكمل بـ:

(walk - see - spider)



The is eating.



He can't

Punctuate the following. ضع علامات الترقيم على ما يلي.

- i am very excited

Copy the following sentence. انسخ الجملة الآتية.

I am Egyptian.



تابعنا على صفحتنا على الفيسبوك
www.facebook.com/ZakroolySite

Review On Unit (3)

Vocabulary

collect magnets	يجمع قطع المغناطيس	draw pictures	يرسم صورًا
play sports	يمارس الألعاب الرياضية	sing a song	يقني أغنية
listen to music	يستمتع إلى الموسيقى	take photos	يلتقط صورًا

Light and dark colors

light yellow	أصفر فاتح	dark blue	أزرق غامق / داكن
red	أحمر	light green	أخضر فاتح
gray	رمادي	black	أسود
orange	برتقالي	pink	وردي

Verbs

love	يحب	repel	يتنافر	attract	يجذب
like	يحب	walk	يمشي	see	يرى
color	يلون	understand	يفهم	use	يستخدم
have	يتناول / يمتلك	hear	يسمع	get	يُحضر
pull	يسحب / يشد	push away	يتباعد	read	يقرأ

Phonics

/ng/		/spl/	
sing	يقني	sports	الألعاب الرياضية
fishing	يصطاد / صيد السمك	space	الفضاء
king	ملك	spider	عنكبوت

Review On Unit (3)

Language Focus

The Present Continuous

المضارع المستمر

للمعبر عن شيء يحدث وقت الكلام:

I	+	am	} + (الفعل + ing)
(He / She / It / اسم مفرد)	+	is	
(You / We / They / اسم جمع)	+	are	

Ex. I am playing.

- He is taking photos.

- She is drawing pictures.

- They are singing.

للمسؤال بـ What في المضارع المستمر:

What + is + فاعل مفرد + (الفعل + ing)?
 are + فاعل جمع

Ex. What are you drawing?

- I am drawing a cat.

لكن and / but

للمستخدم (and) للإضافة ونستخدم (but) عند الاختلاف أو التناقض.

Ex. I like ice cream and chocolate.

I like ice cream but I don't like chocolate.

Test (1) Based On Unit (3)

Test (1) Based On Unit (3)



Supply the missing letter(s).

أكمل الحروف الناقصة.



g_e_n



dr_w



m_g_et

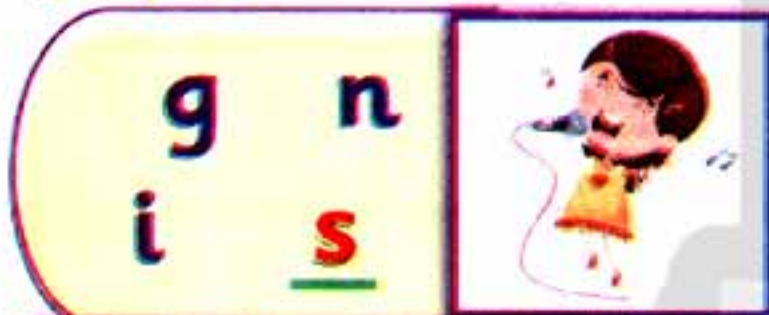


p_ot_s



Look at the pictures and unscramble the letters.

انظر إلى الصور وأعد ترتيب الحروف.

g n
i_sp e d
i_s rl k c
c o

Read and match.

اقرأ وصل.

- 1) What color is it?
- 2) What time is it?
- 3) What are you drawing?
- 4) I like ice cream, but...

- a) I don't like chocolate.
- b) Yes, I do.
- c) It's yellow.
- d) I am drawing a cat.
- e) It's half past two.

1- ()

2- ()

3- ()

4- ()



Choose the correct word(s).

اختر الكلمة الصحيحة.

- 1) They (am - is - are) playing sports.
- 2) She is (sing - sings - singing) a song.
- 3) I play tennis (on - at - to) Fridays.
- 4) I like drawing, (and - to - but) I don't like taking photos.

Test (1) Based On Unit (3)

5) I (read - have - color) lunch at home.

5) Unscramble the following words to make correct sentences. أعد ترتيب الكلمات الآتية لتكون جملًا صحيحة.

1) play - weekend - We - on - tennis - the - .

2) it - color - What - is - ?

6) Look and tick (✓) the correct sentence. انظر وضع (✓) بجوار الجملة الصحيحة.



1) It's nine thirty.

2) It's quarter to ten.

☐
☐


1) He is drawing.

2) He is listening to music.

☐
☐

7) Look at the pictures and complete with: انظر إلى الصور و أكمل بـ:

(playing - like - half)



It's past three.



They are tennis.

8) Punctuate the following. ضع علامات الترقيم على ما يلي.

- i am very angry

Test (2) Based On Unit (3)

Test (2) Based On Unit (3)



Supply the missing letter(s).

أكمل الحروف الناقصة.



pi _ t _ res



s _ or _ s



b _ a _ k



b _ d _ e



Look at the pictures and unscramble the letters.

انظر إلى الصور وأعد ترتيب الحروف.

l a b l
t o f ol e
b un i
k g

Read and match.

اقرأ وصل.

- 1) I like listening ...
- 2) He can't hear.
- 3) They are ...
- 4) What time is it?

- a) collecting magnets.
- b) It's six twenty.
- c) to pop music.
- d) No, I can't .
- e) He needs help.

1- () 2- () 3- () 4- ()



Choose the correct word(s).

اختر الكلمة الصحيحة.

- 1) We like playing (photos - sports - lunch).
- 2) What (am - is - are) you eating?
- 3) She (am - is - are) drawing a cat.

Test (2) Based On Unit (3)

4) I listen to music (on - of - to) the weekend.

5) It's (have - has - half) past five.

5) **Unscramble the following words to make correct sentences.** أعد ترتيب الكلمات الآتية لتكون جملًا صحيحة.

1) time - it - What - is?

2) are - They - pictures - drawing.

6) **Read and tick (✓) or (X).** اقرأ وضع علامة (✓) أو (X).

Hi! My name is Malak and I go to school in Cairo. I like my teacher and my class very much. In my class we have friends who need special help - Amir can't walk, Talia can't hear, Wael can't read well easily. We help our friends.

1) I go to school in Giza. ()

2) Amir can't walk. ()

3) We help our friends. ()

4) Wael can read well easily. ()

7) **Punctuate the following.** ضع علامات الترقيم على ما يلي.

- what color is it

8) **Copy the following sentence.** انسخ الجملة الآتية.

We help our friends.

Test (1) Based On Review (1)

Test (1) Based On Review (1)



Supply the missing letter(s).

أكمل الحروف الناقصة.




thi_s_y



s_or_s




e_ci_ed



ch_co_ate



2 Look at the pictures and unscramble the letters. انظر إلى الصور وأعد ترتيب الحروف.



3 Read and match.

اقرأ وصل.

- 1) What time is it?
- 2) How do you feel?
- 3) I'm sick because I ...
- 4) What's the matter?

- a) have a headache.
- b) I have a fever.
- c) No, thanks.
- d) I feel tired.
- e) It's two thirty.

1- ()

2- ()

3- ()

4- ()



4 Choose the correct word(s).

اختر الكلمة الصحيحة.

- 1) How do you (feel - feels - feeling)?
- 2) What do you do (at - on - in) Sundays?
- 3) They are (eating - playing - taking) photos.
- 4) (What - Why - How) is the matter?

Test (1) Based On Review (1)

5) I'm not sad. I'm (sick - ill - happy).

5 أعد ترتيب الكلمات الآتية لتكون جملاً صحيحة. Unscramble the following words to make correct sentences.

1) matter - is - What - the?

2) today - I - happy - feel.

6 انظر وضع (✓) بجوار الجملة الصحيحة. Look and tick (✓) the correct sentence.



1) He feels happy.

2) He feels hungry.



1) I draw pictures.

2) I have lunch.

7 انظر إلى الصور و أكمل بـ: Look at the pictures and complete with:

(unhappy - black - fever)



I have a



He feels

8 ضع علامات الترقيم على ما يلي. Punctuate the following.

- what color is it

Test (2) Based On Review (1)

Test (2) Based On Review (1)



Supply the missing letter(s).

أكمل الحروف الناقصة.



h _ a d a _ h e



o r _ n _ e



a _ g _ y



m _ s _ c



Look at the pictures and unscramble the letters.

انظر إلى الصور وأعد ترتيب الحروف.

u r y
g h nh c a t
m s on i
s g

Read and match.

اقرأ وصل.

- 1) What color is it?
- 2) What do you do on Friday?
- 3) Are you OK?
- 4) Why are you sad?

- a) I feel excited.
- b) No, I feel sick.
- c) Because my cat is sick.
- d) It's red.
- e) I play football on Friday.

1- () 2- () 3- () 4- ()



Choose the correct word(s).

اختر الكلمة الصحيحة.

- 1) I'm (draw - draws - drawing) some cats.
- 2) What's the (matter - bone - picture)?
- 3) They (am - is - are) singing songs.

Test (2) Based On Review (1)

4) I feel (sad - sick - excited). I'm very happy.

5) He (feels - feel - feeling) thirsty.

6) Unscramble the following words to make correct sentences. أعد ترتيب الكلمات الآتية لتكون جملًا صحيحة.

1) get - I - some - Can - you - medicine?

2) cats - some - I'm - drawing.

7) Read and tick (✓) or (X). اقرأ وضع علامة (✓) أو (X).

When we are ill, we go to the hospital. The doctors and nurses help us. They are very kind. Doctors and nurses check our health. They give us medicine. They are very important to us.

1) When we are ill, we go to the hospital. ()

2) Teachers check our health. ()

3) Doctors are not kind. ()

4) Doctors are important to us. ()

8) Punctuate the following. ضع علامات الترقيم على ما يلي.

- i feel excited


9) Copy the following sentence. انسخ الجملة الآتية.


I feel happy today.

Theme (2)



The world around me



Unit
4At home
في البيت

Scope and Sequence:

المحتوى والتسلسل

Vocabulary	المفردات اللغوية	- armchair, bookcase, chair, clock, cupboard, lamp, sofa, table, television
Language	اللغة	- What's in the living room? There's a clock. It's next to the bookcase. There are chairs across from the TV.
Phonics	الصوتيات	- air : hair, chair - ear : ear, beard
Life skills	المهارات الحياتية	- Collaboration
Values	القيم	- Cooperation / Respect
Issues and challenges	القضايا والتحديات	- Loyalty and belonging
Integrated cross-curriculum topics	التكامل عبر موضوعات المنهج	- Social Studies: Helping at home - Math: Multiplication and division - Science: Natural resources in Egypt

Theme (2) The world around me

Part (1) (P. 58 - 61)

Vocabulary:



cupboard

دولاب / خزانة



table

منضدة / طاولة



lamp

أباجورة / مصباح



chair

كرسي



armchair

كرسي بذراعين




clock

ساعة حائط



bookcase

مكتبة



sofa

كنبة (أريكة)



television

تلفاز

Prepositions:



next to

بجوار



on

على / فوق



behind

خلف / وراء



across from

على الجانب الآخر

Unit (4) At home

Verbs:

look	ينظر	feed	يُطعم	set	يُعد / يُجهز
look for	يبحث عن	cut	يُقطع	make	يصنع
know	يعرف	sweep	يكنس		

Look, listen and read: (SB P. 58)

1 Hany, what are you doing?
هاني، ماذا تفعل؟

2 I'm looking for my math book.
Do you know where it is?
أبحث عن كتاب الرياضيات. هل تعرف أين هو؟

3 No, I don't know.
لا، لا أعرف.

4 I can't find it and I have math homework.
لا أستطيع أن أجده وعندى واجب رياضيات.

5 I can help you find your book.
أستطيع أن أساعدك في العثور على كتابك.

6 OK, I'm looking on the bookcase. Can you look in the cupboard, please?
حسنًا، سأنظر على المكتبة. هل يمكنك أن تنظر في الخزانة، من فضلك؟

7 It's here - in the cupboard next to the photos.
إنه هنا - في الخزانة بجوار الصور.

8 Thanks, Dad!
شكرًا، يا أبي.

Theme (2) The world around me

What's in the living room?

ماذا يوجد في حجرة المعيشة؟



There's a **lamp** on the table.

توجد أباچورة على المنضدة.



There's an **armchair** next to the cupboard.

يوجد كرسي بذراعين بجوار الدولاب.



There's a **bookcase** behind the table.

توجد مكتبة خلف المنضدة.



There are **armchairs** across from the television.

توجد كراسي بأذرع على الجانب الآخر من التلفاز.

How can you help at home?

كيف يمكنك المساعدة في المنزل؟



I **make** my bed.

أرتب فراشي.



I **feed** the cat.

أطعم القطة.



I **set** the table.

(أعد - أجهز) السفرة (المائدة).



I **sweep** the floor.

أكنس الأرضية.



I **cut** the vegetables.

أقطع الخضروات.

Unit (4) At home

Language Notes

للمسؤول عن الأشياء الموجودة في حجرة المعيشة نقول:

What's in the living room?



- اسم مفرد + There's a/an
- اسم جمع + There are

للإجابة

A: What's in the living room?

B: There's a lamp on the table.



- There are armchairs across from the television.



للمسؤول شخص عما يقدمه من مساعدات في المنزل:

How can you help at home?



للإجابة:

- I feed the cat.



- I make my bed.



لا تنس الاشتراك في
قنوات ذاكرولي
على تطبيق التليجرام

Theme (2) The world around me

Activities




Supply the missing letter(s).

أكمل الحروف الناقصة.



b _ o k _ a s e



s _ _ a



s _ e _ p



te _ ev _ sion



f _ e _



be _



la _ p



c _ o _ k



2 Look at the pictures and unscramble the letters. انظر إلى الصور وأعد ترتيب الحروف.

o d u r
p a c bb a l
e to m r o
i v l i n gu c
te p
w s ep m
a l

Unit (4) At home



Read and match.

اقرأ وصل.

- | | |
|-------------------------------|---------------------------------|
| 1) What's in the living room? | a) my math book. |
| 2) How can you help at home? | b) to the photos. |
| 3) I'm looking for... | c) I sweep the floor. |
| 4) It's here next ... | d) Thanks, Dad! |
| | e) There's a lamp on the table. |

1- () 2- () 3- () 4- ()



Choose the correct word(s).

اختر الكلمة الصحيحة.

- There are armchairs across (**from** - **in** - **to**) the television.
- There (**are** - **is** - **do**) a bookcase behind the table.
- How can you (**help** - **helps** - **helping**) at home?
- I'm sitting on the (**lamp** - **chair** - **television**).
- I (**make** - **sweep** - **cut**) my bed.



Unscramble the following words to make correct sentences.

أعد ترتيب الكلمات الآتية لتكون جملاً صحيحة.

1) are - **What** - doing - you - ?2) my - make - **I** - bed - .3) for - my - **I'm** - looking - math - book - .

نفوه في أي عمل عليه العلامة دي



Theme (2) The world around me



Look and tick (✓) the correct sentence. انظر وضع (✓) بجوار الجملة الصحيحة.



1) There's a lamp on the table. ☐

2) There's an armchair next to the cupboard. ☐



1) I cut the vegetables. ☐

2) I set the table. ☐



Punctuate the following.

ضع علامات الترقيم على ما يلي.

- hany, what are you doing



Copy the following sentence.

انسخ الجملة الآتية.

He sweeps the floor.



اكتب ذاكرولي في البحث وانضم لجروبات ذاكرولي
مع رياض الأطفال للصف الثالث الاعدادي

Unit (4) At home

Part (2) (P. 62 - 63)

Math: (Multiplication & Division)

الرياضيات: الضرب والقسمة



count

يعد



times

مضروباً في



divided by

مقسوماً على



add

يجمع



equal

يساوي

Vocabulary:

math	الرياضيات	separate into	يقسم إلى
multiplication	الضرب	different	مختلف
division	القسمة	groups	مجموعات
the same number	نفس الرقم	think	يعتقد / يظن
for each friend	لكل صديق	array	مصفوفة
multiplied by	مضروباً في	a carrot for	جزرة لـ




➔ **Multiplication:** is adding the same number again and again.

- عملية الضرب:

هي عملية جمع نفس الرقم عدة مرات.

$$(3 \times 5 = 15) = (5 + 5 + 5 = 15)$$

Three times five equals fifteen.



Theme (2) The world around me




➔ **Division:** is separating into equal groups.

عملية القسمة:

هي عملية تقسيم عدد ما إلى مجموعات متساوية.

$$15 \div 3 = 5$$

Fifteen divided by three equals five.



Study the following: (SB P. 62)



What is three times five?

$$3 \times 5 = \dots\dots\dots$$

Hmm, I think it's 15.



Multiplication table:

جدول الضرب

×	0	1	2	3	4	5	6	7	8	9	10
0	0	0	0	0	0	0	0	0	0	0	0
1	0	1	2	3	4	5	6	7	8	9	10
2	0	2	4	6	8	10	12	14	16	18	20
3	0	3	6	9	12	15	18	21	24	27	30
4	0	4	8	12	16	20	24	28	32	36	40
5	0	5	10	15	20	25	30	35	40	45	50
6	0	6	12	18	24	30	36	42	48	54	60

Unit (4) At home

Practice



Think, write and say.

(SB P. 63)

$10 \div 2 = 5$ five

$20 \div 5 =$

$18 \div 3 =$

$9 \div 1 =$

$14 \div 2 =$

$12 \div 6 =$

$8 \div 4 =$

$16 \div 2 =$

Activities



Supply the missing letter(s).

أكمل الحروف الناقصة.



multi_lica_ion



di_i_ion



e_u_l



m__h



c__nt



the sa__



d_ff_rent

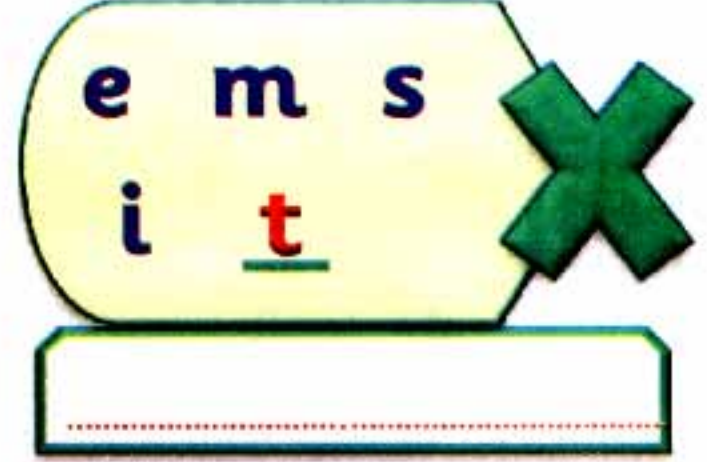




g_o_p

Theme (2) The world around me



2 Look at the pictures and unscramble the letters. انظر إلى الصور وأعد ترتيب الحروف.



3 Read and match.

اقرأ وصل.

- | | |
|--------------------------------|--|
| 1) What is three times five? | a) equals three. |
| 2) Multiplication is... | b) I think it's 15. |
| 3) Fifteen divided by three... | c) equals four. |
| 4) Six divided by two... | d) equals five. |
| | e) adding the same number again and again. |

1- () 2- () 3- () 4- ()



4 Choose the correct word(s).

اختر الكلمة الصحيحة.

- 1) Fifteen divided (to - for - by) three equals five.
- 2) There are nine carrots and three friends. Three carrots (by - to - for) each friend.
- 3) Three times five equals (ten - nine - fifteen).

Unit (4) At home

- 4) Four (times - divided by - plus) two equals eight.
- 5) Twelve divided by three equals (two - three - four).



املا الفراغات بكلمة مناسبة مما يلي. Fill in the gaps with the word(s) from the box.

(Division - Five - divided - by - equals)

- 1) Three multiplied two equals six.
- 2) Four times three twelve.
- 3) times two equals ten.
- 4) Nine by three equals three.
- 5) is separating into equal groups.



ضع علامات الترقيم على ما يلي. Punctuate the following.

- three times five equals fifteen



انسخ الجملة الآتية. Copy the following sentence.

How many apples are there?



Theme (2) The world around me

Part (3) (P. 64 - 65)

Phonics



hair

شعر



chair

كرسي



pair

زوج



ear

أذن



beard

لحية



Vocabulary:

cards	كوتشينة	Egyptian food	الطعام المصري
chocolate	شوكولاتة	a pair of	زوج من
candy	حلوى	music	موسيقى
excited	متحمس / سعيد جداً	park	حديقة

Verbs:

go	يذهب	listen to	يستمع إلى
use	يستخدم	write	يكتب
say	يقول	collect	يجمع

Unit (4) At home

Study the following: (SB P. 65)



He has red hair and a white beard.

له شعر أحمر ولحية بيضاء.



It has black ears.

لها أذنان لونهما أسود.



We have a new chair in the living room.

لدينا كرسي جديد في حجرة المعيشة.

Writing skills

الفاصلة السفلى comma (,)

When we write a list, we use a comma (,).

- عند كتابة قائمة متتالية من نفس نوع الكلمة نستخدم الفاصلة السفلى (,).

EX. I love playing cards, collecting badges, and listening to music.

تابعنا على صفحتنا على الفيسبوك
www.facebook.com/ZakroolySite- نبدأ الجملة بحرف كبير (capital).
- نضع نقطة (.) في نهاية الجملة الخبرية.

تذكر!

Theme (2) The world around me



Write the correct punctuation. (SB P. 65)

e.g. She likes ice cream, chocolate, and candy.Your Turn
دورك

- 1) he likes playing football tennis and basketball.
- 2) he's a happy excited boy
- 3) they like going to Grandma's eating Egyptian food and playing in the park

Activities



Supply the missing letter(s).

أكمل الحروف الناقصة.

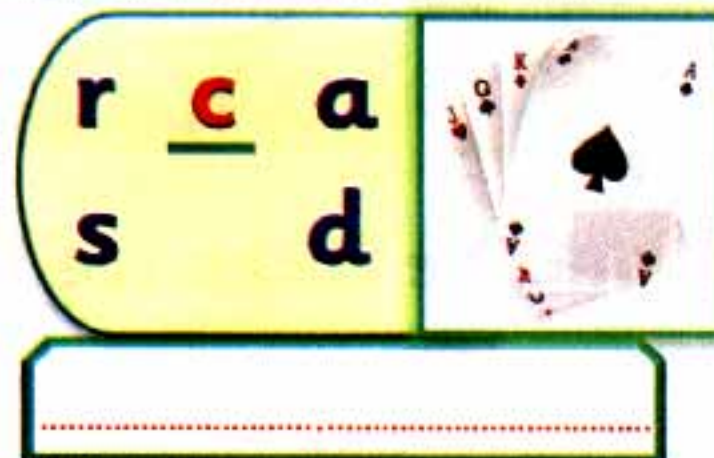
h _ i _	ch _ i _	e _ _	b _ a _ d	p _ i _



2 Look at the pictures and unscramble the letters. انظر إلى الصور وأعد ترتيب الحروف.

<div> <div>i a</div> <div>r h</div> </div>	<div> <div>r a d</div> <div>e b</div> </div>	<div> <div>a i</div> <div>r p</div> </div>

Unit (4) At home



3 Look at the pictures and complete with: انظر إلى الصور و أكمل بـ:

(chair - beard - hair)



She has long



He has a

4 Unscramble the following words to make correct sentences. أعد ترتيب الكلمات الآتية لتكون جملاً صحيحة.

1) have - We - chair - a new.

2) has - ears - It - black.

3) football - playing - He - likes.

5 Punctuate the following. ضع علامات الترقيم على ما يلي.

- he has red hair

Theme (2) The world around me

Part (4) (P. 66 - 69)

Science - Natural resources الموارد الطبيعية



knife

سكين



bike

دراجة



nails

مسامير



paper clip

مشبك للورق



chemicals

مواد كيميائية



sand

رمل



spoon

ملعقة



ruler

مسطرة

Vocabulary:

made of	مصنوع من	glasses	نظارة	iron ore	الحديد الخام
market	سوق	bowl	سلطانية / وعاء	liquid	سائل
things	أشياء	desert	صحراء	solid	صلب
office	مكتب	rocks	صخور	gas	غاز
plants	نباتات	another	آخر	metal	معدن
everywhere	في كل مكان				

Verbs:

take	يأخذ	give	يعطي	wear	يرتدي
melt	يُصهر	buy	يشتري	sit	يجلس
add	يُضيف	shape	يُشكّل	grow	ينمو
put	يضع	use	يستخدم	need	يحتاج

Unit (4) At home

Read & Learn: (SB P. 67)

We use metal everywhere in our homes:

We use a knife for our food.

نستخدم السكين في إعداد الطعام.



Our bikes are made of metal.

دراجاتنا مصنوعة من المعدن.

We use nails to make things.

نستخدم المسامير في صنع الأشياء.



We use paper clips in our offices.

نستخدم مشابك الورق في مكاتبنا.

Read & Learn: (SB P. 68)

Natural resources in Egypt الموارد الطبيعية في مصر

In Egypt we have many natural resources.

لدينا الكثير من الموارد الطبيعية في مصر.

Sand is a natural resource. We can make glass from sand.

الرمل مورد طبيعي، يمكننا صنع الزجاج من الرمل.



1) We take sand from the desert.

نحصل على الرمل من الصحراء.



2) We add chemicals to the sand.

نضيف المواد الكيميائية إلى الرمل.

Theme (2) The world around me



3) Then we **put** everything in a bowl.

ثم نضع كل شيء في وعاء.



4) We melt the sand and **chemicals** to make a liquid.

نصهر الرمل والمواد الكيميائية لنحولها إلى سائل.



5) Then we **shape** the glass.

ثم نقوم بتشكيل الزجاج.



6) We can make many things from glass.

يمكننا صنع أشياء كثيرة من الزجاج.

Read & Learn: (SB P. 69)



1) Another Egyptian natural resource is water.

الماء مصدر طبيعي آخر في مصر.



2) Farmers **get** water from the Nile.

يحصل الفلاحون على الماء من نهر النيل.

Unit (4) At home



3) Vegetables need water to grow.

تحتاج الخضراوات إلى الماء لتنمو.



4) Farmers give water to the plants.

يروي الفلاحون النباتات بالماء.



5) We buy vegetables at the market.

نشترى الخضراوات من السوق.



6) Then we eat vegetables.

ثم نأكل الخضراوات.

Activities



Read and match.

اقرأ وصل.

1) We take sand...

a) a pair of glasses.

2) Farmers give water to...

b) made of metal.

3) He is wearing...

c) the plants.

4) Our bikes are...

d) from the desert.

e) in our offices.

1- ()

2- ()

3- ()

4- ()

Theme (2) The world around me



2 Choose the correct word(s). اختر الكلمة الصحيحة.

- 1) Egypt has many natural (rivers - resources - cars).
- 2) We can make (deserts - chemicals - glass) from sand.
- 3) Can we melt sand and chemicals to make (solids - liquids - gases)?
- 4) Mum puts soup in (knives - forks - bowls).
- 5) We buy vegetables at the (office - market - hospital).



3 Unscramble the following words to make correct sentences. أعد ترتيب الكلمات الآتية لتكون جملاً صحيحة.

- 1) need - to - Vegetables - water - grow - .
- 2) for - a knife - We - our - use - food - .
- 3) is - wearing - He - glasses - .



4 Look and tick (✓) the correct sentence. انظر وضع (✓) بجوار الجملة الصحيحة.



- 1) We use paper clips in our offices.
- 2) We use knives for our food.

☐
☐


- 1) It's made of glass.
- 2) It's made of metal.

☐
☐

Unit (4) At home



5

Read and tick (✓) or (X).

اقرأ وضع علامة (✓) أو (X).

Sand is a natural resource. We can make glass from it. We take sand from the desert. We add chemicals to the sand. Then we put everything in a bowl. We melt the sand and chemicals to make a liquid. Then we shape the glass. We can make many things from glass.

- 1) We can make sand from glass. ()
- 2) We melt the sand and chemicals to make a liquid. ()
- 3) We take sand from the Nile. ()
- 4) We can make many things from glass. ()



5

Look at the pictures and complete with:

انظر إلى الصور و أكمل بـ:

(nails - glass - knife)



We use a for our food.

We use to make things.



5

Punctuate the following.

ضع علامات الترقيم على ما يلي.

- farmers get water from the Nile



134

Theme (2) The world around me



هذا العمل خاص بموقع ذاكرولى التعليمى ولا يسمح بتداوله على مواقع أخرى

Review On Unit (4)

Living room objects

cupboard	دولاب / خزانة	armchair	كرسي بذراعين	behind	خلف
table	منضدة / طاولة	clock	ساعة حائط	next to	بجوار
lamp	أباجورة / مصباح	bookcase	مكتبة	on	على / فوق
chair	كرسي	sofa	كنبة	television	تلفاز
living room	حجرة المعيشة	across from	على الجانب الآخر من		

Math

math	الرياضيات	equal	يساوي (=)
multiplication	الضرب (×)	division	القسمة (÷)
multiplied by	مضروبًا في (×)	divided by	مقسومًا على (÷)
times	مضروبًا في (×)	different	مختلف

Science

chemicals	مواد كيميائية	solid	صلب
spoon	ملعقة	liquid	سائل
ruler	مسطرة	gas	غاز
natural resources	موارد طبيعية	office	مكتب
iron ore	الحديد الخام	rocks	صخور
plants	نباتات	metal	معدن
market	سوق	desert	صحراء



تابع جديد زاكروولي على موقعنا

<https://www.zakrooly.com>

Al-Baher / Connect (3) First Term

135



هذا العمل خاص بموقع زاكروولي التعليمي ولا يسمح بتداوله على مواقع أخرى

Review On Unit (4)

Verbs

look	ينظر	count	يعد	use	يستخدم
look for	يبحث عن	collect	يُجمّع	buy	يشتري
know	يعرف	add	يضيف / يجمع	need	يحتاج
find	يجد	take	يأخذ	wear	يرتدي
help	يساعد	melt	يصهر / يذوب	grow	ينمو
feed	يطعم	put	يضع	shape	يُشكّل
cut	يقطع	get	يحصل على	give	يعطي
sweep	يكنس				

Phonics

air	ear
hair	ear
chair	beard
a pair of	

Language Focus

feed the cat	يُطعم القطّة
set the table	يُجهّز المائدة (السفرة) للطعام
cut the vegetables	يقطع الخضراوات
sweep the floor	يكنس الأرضية
make my bed	أرتب فراشي

Test (1) Based On Unit (4)

Test (1) Based On Unit (4)



Supply the missing letter(s).

أكمل الحروف الناقصة.




cup _ _ ard



l _ _ p



s _ _ d



s _ f _



Look at the pictures and unscramble the letters.

انتظر إلى الصور وأعد ترتيب الحروف.



Read and match.

اقرأ وصل.

- 1) What's in the living room?
- 2) How can you help at home?
- 3) What is a bike made of?
- 4) What is three times five?

- a) It is made of metal.
- b) Fifteen.
- c) There's a lamp on the table.
- d) He is seventy years old.
- e) I feed the cat.

1- () 2- () 3- () 4- ()



Choose the correct word(s).

اختر الكلمة الصحيحة.

- 1) I (make - set - play) my bed.
- 2) We can make (glass - paper - plastic) from sand.
- 3) Three multiplied by two equals (five - six - four).
- 4) Water is a (chemical - natural - bad) resource.

Test (1) Based On Unit (4)

5) The armchair is next (at - to - for) the cupboard.

5 Unscramble the following words to make correct sentences. أعد ترتيب الكلمات الآتية لتكون جملًا صحيحة.

1) looking - my - book - I'm - math - for.

2) make - bed - I - my - .

6 Look and tick (✓) the correct sentence. انظر وضع (✓) بجوار الجملة الصحيحة.



1) The armchair is across from the cupboard. ☐

2) The armchair is next to the cupboard. ☐

$3 \times 5 = 15$

1) Two times five is ten. ☐

2) Three times five is fifteen. ☐

7 Look at the pictures and complete with: انظر إلى الصور و أكمل بـ:

(knife - glass - hair)



She has long



We use a for our food.

8 Punctuate the following. ضع علامات الترقيم على ما يلي.

- he has red hair and a white beard

Test (2) Based On Unit (4)

Test (2) Based On Unit (4)



Supply the missing letter(s).

أكمل الحروف الناقصة.



b _ _ rd



te _ evis _ on



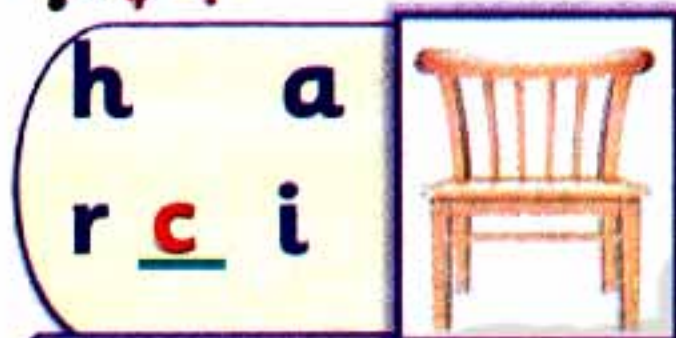
s _ _ on



r _ _ er



Look at the pictures and unscramble the letters. انظر إلى الصور وأعد ترتيب الحروف.

h a
r c ii n
f k er d s
e t e

Read and match.

اقرأ وصل.

1) Egypt has...

a) water to grow.

2) I make...

b) many natural resources.

3) Vegetables need...

c) my bed.

4) We can make...

d) vegetables at the market.

e) glass from sand.



Choose the correct word(s).

اختر الكلمة الصحيحة.

1) He is wearing a pair of (shirt - jacket - glasses).

2) There is an (cupboard - armchair - clock) in my room.

3) I (cut - feed - set) the vegetables.

Test (2) Based On Unit (4)

4) Ten divided by two equals (three - five - four).

5) We take sand from the (desert - river - lake).

5 أعد ترتيب الكلمات الآتية لتكون جملاً صحيحة. Unscramble the following words to make correct sentences.

1) give - to - plants - Farmers - water - the.

2) bikes - of - Our - made - are - metal.

5 اقرأ وضع علامة (✓) أو (X). Read and tick (✓) or (X).

Egypt has many natural resources. Water is a great natural resource. Farmers get water from the Nile. Vegetables need water to grow. Farmers give water to the plants. We buy vegetables at the market. Then we eat vegetables.

1) Egypt has many natural resources. ()

2) We buy vegetables from schools. ()

3) Vegetables don't need water to grow. ()


4) We get water from the Nile. ()

7 ضع علامات الترقيم على ما يلي. Punctuate the following.

- grandpa is seventy years old

8 انسخ الجملة الآتية. Copy the following sentence.

I am from Egypt.

Unit
5At the zoo
في حديقة الحيوان

Scope and Sequence:

المحتوى والتسلسل

Vocabulary	المفردات اللغوية	- elephant, giraffe, hippo, lion, panda, penguin; plant, pollute, recycle, reuse, glass, paper, plastic
Language	اللغة	- Where are the hippos? - Go straight. Turn left / right. - Let's watch the penguins. - How about going to the elephants?
Phonics	الصوتيات	- ph: photo, elephant - wh: white, whale, when, where
Life skills	المهارات الحياتية	- Communication - Critical thinking
Values	القيم	- Independence - Curiosity
Issues and challenges	القضايا والتحديات	- Awareness of duties and rights - Environmental responsibility
Integrated cross-curriculum topics	التكامل عبر موضوعات المنهج	- Social studies: Using a map - Science: Animal habitats - Math: Understanding fractions

Unit (5) At the zoo

Part (1) (P. 74 - 75)

Animals

الحيوانات



lion

أسد



elephant

فيل



hippo

فرس النهر



panda

دب الباندا



giraffe

زرافة



penguin

بطريق

Vocabulary:

skin	جلد / بشرة	safe	آمن	neck	رقبة
zoo	حديقة حيوان	body	جسم / جسد	white	أبيض
favorite	مفضل	bodies	أجسام / أجساد	black	أسود

Verbs:

love	يحب	see	يرى
want	يريد	watch	يشاهد
protect	يحمي	keep	يحافظ على

Theme (2) The world around me

Look, listen and read: (SB P. 74)



Unit (5) At the zoo

Expressions:

so many	كثير جداً	keep our bodies safe	يحافظ على سلامة أجسادنا
How about	ما رأيك في	American Sign Language	لغة الإشارة الأمريكية
protect us	يحمينا	favorite animal	حيوان مفضل

Study the following:

What do you want to see?

عندما نسأل شخصاً عما يريد رؤيته نقول:



I want to see the penguins.



عند الاقتراح نقول:

هياً بنا (مصدر الفعل) Let's + inf.

Let's watch the penguins.

وماذا عن ...؟؟ (ing + الفعل) How about +

How about going to the elephants?

عند الموافقة على الاقتراح نقول:

Good idea! فكرة جيدة!

عند السؤال عن الحيوان الذي نحبه أو نفضله نقول:

What's your favorite animal?

My favorite animal is the penguin.

تابع جديد ذاكرولي على
فيسبوك
تويتر
واتس اب
تليجرام

Theme (2) The world around me

عندما نتحدث عن لون الحيوان نستخدم:

It's + ... (اللون)....

It's **black** and **white**.

Tip (1)

❖ Our skin protects us and keeps our bodies safe.

جلدنا يحمينا ويحافظ على سلامة أجسامنا.



Tip(2)

Here's how to say **elephant** and **lion**
in American Sign Language:

elephant

lion

إليك كيفية قول "فيل" و "أسد" بلغة الإشارة الأمريكية.

Activities



Supply the missing letter(s).

أكمل الحروف الناقصة.



el_pha_t



h_p_o



p_n_a



l_o_



p_ng_in



g_raf_e



z_ _



b_a_k

Unit (5) At the zoo



2 Look at the pictures and unscramble the letters. انظر إلى الصور وأعد ترتيب الحروف.



3 Read and match.

اقرأ وصل.

- | | |
|------------------------------|----------------------------|
| 1) My favorite animal... | a) Good idea. |
| 2) What do you... | b) is the panda. |
| 3) Let's watch the penguins. | c) going to the elephants? |
| 4) How about... | d) want to see? |
| | e) I'm very excited! |

1- () 2- () 3- () 4- ()



4 Choose the correct word(s).

اختر الكلمة الصحيحة.

- 1) How about (go - goes - going) to the elephants?
- 2) Let's (watch - watches - watching) the penguins.
- 3) My favorite (book - animal - pen) is the penguin.
- 4) What (is - are - do) you want to see?
- 5) I'm very (excited - exciting - excite)!

Theme (2) The world around me



5 Unscramble the following words to make correct sentences. أعد ترتيب الكلمات الآتية لتكون جملاً صحيحة.

1) watch – Let's – the penguins – .

2) the zoo – love – I – .

3) very – I'm – excited – .



6 Look and tick (✓) the correct sentence. انظر وضع (✓) بجوار الجملة الصحيحة.



1) My favorite animal is the lion.

2) My favorite animal is the giraffe.

☐
☐


1) Let's watch the penguins.

2) Let's watch the pandas.

☐
☐


7 Punctuate the following.

ضع علامات الترقيم على ما يلي.

- my favorite animal is the hippo



8 Copy the following sentence.

انسخ الجملة الآتية.

I'm very excited!



Unit (5) At the zoo

Part (2) (P. 76 - 77)



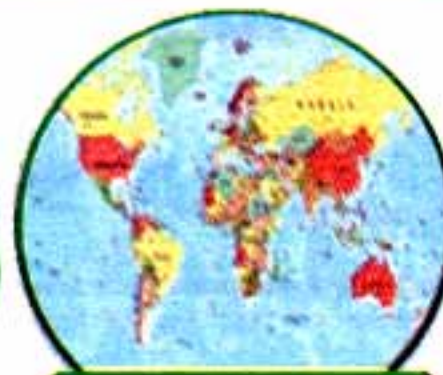
bamboo forest

غابة أشجار البامبو



grasslands

الأراضي العشبية



map

خريطة



lake

بحيرة



sea

بحر

Vocabulary:

habitat	موطن الحيوانات	big	كبير الحجم	little	صغير الحجم
natural	طبيعي	grey	لون رمادي	strong	قوى

Verbs:

live	يعيش	have / has	يملك / عنده / لديه
go	يذهب	turn	يلف / يستدير

Expressions and Phrases:

has a long neck	لديها رقبة طويلة	on the right	على اليمين
Go straight (ahead).	اذهب إلى الأمام مباشرة.	on the left	على اليسار
next to the sea	بجوار البحر	turn right	اتجه يمينًا
mystery animal	حيوان غريب	turn left	اتجه يسارًا
live in bamboo forests	يعيش في غابات أشجار البامبو		



(SB P. 77)

❖ habitat = where an animal lives.

- كلمة "موطن" تعني المكان الذي يعيش فيه الحيوان.

➔ The panda's natural habitat is the bamboo forest.

- الموطن الطبيعي لدب الباندا هو غابة أشجار البامبو.

Theme (2) The world around me

Reading: (SB P. 76)

Where are the hippos?



How about going to the lions? ما رأيك في الذهاب إلى الأسود؟



That's a good idea! Hany - you have the map - where are the lions? إنها فكرة جيدة! يا هاني، أنت لديك الخريطة، أين مكان الأسود؟



Go straight, turn right, then go straight and turn left. Turn right.

سيروا للأمام مباشرة، اتجهوا يمينًا، ثم للأمام مباشرة ثم اتجهوا يسارًا، ثم اتجهوا يمينًا.



Let's go! هيا ننطلق!



Then let's watch the penguins! ثم دعونا نشاهد طيور البطريق!




Good idea! إنها فكرة جيدة!

Unit (5) At the zoo

Animals and their habitats (SB P. 77)

This animal lives in **grasslands**. It is **big and gray**.



This animal has a **long neck**.



This animal lives in **bamboo forests**.



This animal is **little** and lives next to the **sea**.



This animal is **very strong** and lives in **grasslands**.



Theme (2) The world around me

Language Focus

أين Where

للم عند السؤال عن الاتجاهات والأماكن التي توجد فيها الحيوانات نقول:

Where { is + اسم مفرد?
are + اسم جمع?

➔ Where is the giraffe?

➔ Where are the pandas?

أين توجد حيوانات الباندا؟

للم عند وصف الاتجاهات نستخدم صيغة الأمر (نبدأ بالفعل في المصدر):

. باقي الجملة (مصدر الفعل) Inf.

➔ Go straight.

اذهب للأمام مباشرة.

➔ Turn right.

اتجه يمينًا.

➔ Turn left.

اتجه يسارًا.

للم للسؤال عن المكان الذي تعيش فيه نقول:

Where { do + اسم جمع (you / they / live?
does + اسم مفرد (he / she / it / live?

(I / They / We / you) → live

(He / She / It)

→ lives

+ (in / on / next to) + (اسم المكان)

Where do the pandas live?

They live in bamboo forests.

Where does the giraffe live?

It lives in grasslands.

Unit (5) At the zoo

Practice

Choose the correct word(s). اختر الكلمة الصحيحة.

- 1) (When - Where - Why) are the pandas?
- 2) (Go - Goes - Going) straight.
- 3) Where (am - is - are) the lions?
- 4) Where (do - does - are) an elephant live?
- 5) It (lives - living - live) in grasslands.

Activities

Supply the missing letter(s). أكمل الحروف الناقصة.




l _ _ e



m _ p



s _ a



str _ _ g



gr _ _



b _ g



fo _ _ st


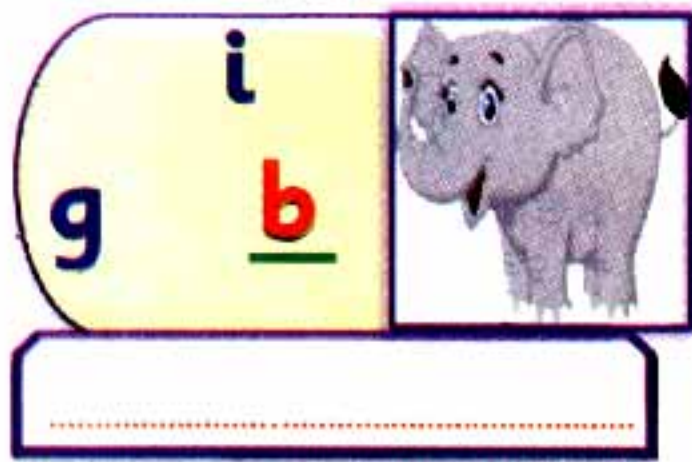


gras _ la _ ds

Theme (2) The world around me



2 Look at the pictures and unscramble the letters. انظر إلى الصور وأعد ترتيب الحروف.



3 Read and match. اقرأ وصل.

- | | |
|--------------------------|-----------------------------------|
| 1) Where are the hippos? | a) grasslands. |
| 2) The elephant lives in | b) The mystery animal is a hippo. |
| 3) The giraffe has | c) is little. |
| 4) The penguin | d) They are at the zoo. |
| | e) a long neck. |

1- () 2- () 3- () 4- ()



4 Choose the correct word(s). اختر الكلمة الصحيحة.

- (Where - How - When) about going to the lions?
- Where (am - is - are) the lions?

Unit (5) At the zoo

- 3) Go (**straight** - **street** - **great**) and turn left.
- 4) The lion is very (**little** - **strong** - **gray**).
- 5) The penguin lives next (**in** - **on** - **to**) the sea.



5 Fill in the gaps with the word(s) from the box. املأ الفراغات بكلمة مناسبة مما يلي.

(sea - gray - giraffe - lion - bamboo)

- 1) The is very strong and lives in grasslands.
- 2) The penguin is little and lives next to the
- 3) The elephant is big and
- 4) The has a long neck.
- 5) The panda lives in forests.



6 Punctuate the following. ضع علامات الترقيم على ما يلي.

- how about going to the lions



7 Copy the following sentence. انسخ الجملة الآتية.

That's a good idea!



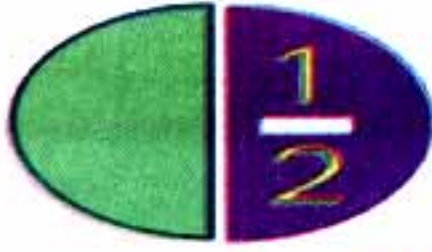
Theme (2) The world around me



Part (3) (P. 78 - 81)



Fractions الكسور



one half

نصف



one third

ثلث



one fourth

ربع



one fifth

خمس



planting

الزراعة



recycling

إعادة تدوير



sorting trash

فرز القمامة



reusing

إعادة استخدام



polluting the river

تلوث النهر



polluting cities

تلوث المدن



riding a bike

ركوب الدراجة



going by car

الذهاب بالسيارة

تابعنا على صفحتنا على الفيسبوك
www.facebook.com/ZakroolySite

Unit (5) At the zoo

Vocabulary:

all	كل / جميع	plastic	بلاستيك	flowers	زهور
one eighth	ثمان	glass	زجاج	best	أكثر / أفضل
students	طلاب	paper	ورق	friends	أصدقاء
classmates	زملاء الفصل	water	ماء	birds	طيور
food	طعام	balcony	بلكونة		
Earth	الكرة الأرضية	How many.....?		كم عدد.....؟	

Verbs:

like	يحب	pollute	يلوث
plant	يزرع	sort	يصنف / يفرز
reuse	يعيد استخدام	ride	يركب
recycle	يعيد تدوير	put	يضع
clean	ينظف	clear	يُزيل



(SB P. 78)

❖ A **fraction** is a part of a whole. Look at the red part of the circle: it is **half** of the whole.



للم "الكسر" هو جزء من كل. انظر إلى الجزء الأحمر من الدائرة: إنه يمثل النصف من الكل.

Theme (2) The world around me

Reading: (SB P. 78)



Read and listen. How many elephants, hippos, giraffes and pandas are there?

There are **16** animals at the zoo. Half ($\frac{1}{2}$) the animals are elephants.

One-fourth ($\frac{1}{4}$) of the animals are giraffes and one-eighth ($\frac{1}{8}$) of the animals are pandas.



Look and complete the text with the fractions. (SB P. 79)

a fourth - a third - a half

In my class there are **24** students. We all have a favorite zoo animal. **A half** of the class like the lion best.

A third of the class like the panda best. **A fourth** of the class like hippos best.

What about your classmates?

What are their favorite animals?

Our favorite zoo animals

Number of students

12			
11			
10			
9			
8			
7			
6			
5			
4			
3			
2			
1			

My favorite zoo animal

Unit (5) At the zoo

Study the following: (SB P. 81)

How can we help animals?

- ✈ Put water and food on your balcony for the birds. ضع ماءً وطعامًا في البلكونة للطيور.
- ✈ Plant flowers to help bees. ازرع زهورًا لتساعد النحل.
- ✈ Clean animal habitats with your friends. نظف مواطن الحيوانات مع أصدقائك.
- ✈ Recycle glass, paper and plastic. أعد تدوير الزجاج والورق والبلاستيك.
- ✈ Don't put plastic in the sea. لا تلق البلاستيك في البحر.

Language Focus

جملة الأمر Imperative

نبدأ جملة الأمر بمصدر الفعل:

. باقي الجملة + (مصدر الفعل) inf.

- ✈ Plant flowers to help bees.

وفي حالة النهي نبدأ بـ:

. باقي الجملة + (مصدر الفعل) Don't + inf.

- ✈ Don't put plastic in the sea.

Practice

اختر الكلمة الصحيحة. Choose the correct word(s).

- 1) (Putting - Put - Puts) water and food on your balcony for the birds.

Theme (2) The world around me

- 2) (**Don't - Doesn't - Aren't**) put plastic in the sea.
- 3) (**Recycles - Recycling - Recycle**) glass, paper and plastic.
- 4) Don't (**pollutes - pollute - polluting**) the river.
- 5) (**Reuse - Reuses - Reusing**) paper bags.

Activities



Supply the missing letter(s).


أكمل الحروف الناقصة.



p _ _ stic



pl _ _ t



p _ _ er



t _ a _ h



one h _ _ f



one t _ i _ d



re _ y _ le



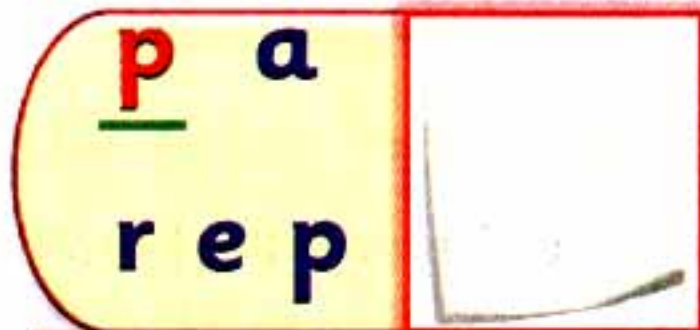

gl _ _ s



2 Look at the pictures and unscramble the letters. انظر إلى الصور وأعد ترتيب الحروف.

l a e
c nn c a
b _ l o yr d
e i

Unit (5) At the zoo



3 Look at the pictures and complete with: انظر إلى الصور و أكمل بـ:

(Plant - Don't - Recycle)



..... put plastic in the sea.



..... flowers to help bees.

4 Unscramble the following words to make correct sentences. أعد ترتيب الكلمات الآتية لتكون جملًا صحيحة.

1) are - 16 - There - animals - the - at - zoo.

2) cities - pollute - Don't .

3) your - Ride - bike - school - to.

5 Punctuate the following. ضع علامات الترقيم على ما يلي.

- my favorite zoo animal is the hippo

Theme (2) The world around me

Part (4) (P. 82 - 83)

Phonics



photo

صورة



elephant

فيل



white

أبيض



whale

حوت



Where

أين



When

متى



Study the following: (SB P. 83)

- 1) Where is the photo?
- 2) The whale is white.
- 3) When is the elephant here?

أين الصورة؟
الحوت لونه أبيض.
متى يكون الفيل هنا؟

Unit (5) At the zoo

Reading: (SB P. 83)



The lion is big and brown. It lives in the grasslands in Africa. It eats meat.



The giraffe is orange and brown. It lives in the grasslands in Africa. It eats leaves.

Activities



Read and match.

اقرأ وصل.

- | | |
|-----------------|-------------------|
| 1) The lion is | a) It eats meat. |
| 2) The whale is | b) elephant here? |
| 3) When is the | c) the photo? |
| 4) Where is | d) big and brown. |
| | e) white. |

1- () 2- () 3- () 4- ()



Choose the correct word(s).

اختر الكلمة الصحيحة.

- 1) Where (am - is - are) the photo?
- 2) The (elephant - cat - dog) is very big.
- 3) The whale is (yellow - brown - white).
- 4) (When - Where - What) is the elephant here?
- 5) The lion eats (grass - meat - plant).

Theme (2) The world around me



3 Unscramble the following words to make correct sentences. أعد ترتيب الكلمات الآتية لتكون جملاً صحيحة.

1) grasslands – It – in – lives – the.

2) white – The – is – whale.

3) the – photo – is – Where?



4 Look and tick (✓) the correct sentence. انظر وضع (✓) بجوار الجملة الصحيحة.



1) It's a lion. ☐

2) It's a penguin. ☐

1) The whale is big. ☐

2) The whale is brown. ☐



5 Read and tick (✓) or (X). اقرأ وضع علامة (✓) أو (X).

The lion is big and brown. It lives in the grasslands in Africa. It eats meat.

1) The lion is small. ()

2) It eats meat. ()

3) The lion is big and brown. ()

4) It lives in the grasslands in Asia. ()

Unit (5) At the zoo



Look at the pictures and complete with:

انظر إلى الصور و أكمل بـ:

(Where - big - When)



The whale is

..... is the photo?



Punctuate the following.

ضع علامات الترقيم على ما يلي.

- elephants are big



Copy the following sentence.

انسخ الجملة الآتية.

This is a photo.



اكتب ذاكرولي في البحث وانضم لجروبات ذاكرولي
مع رياض الأطفال للصف الثالث الاعدادي

Review On Unit (5)

Vocabulary

elephant	فيل	lion	أسد	lake	بحيرة
whale	حوت	photo	صورة فوتوغرافية	sea	بحر
panda	دب الباندا	grasslands	الأراضي العشبية	half	نصف
penguin	طائر البطريق	habitat	موطن الحيوانات	one fourth	ربع
map	خريطة	riding a bike	ركوب الدراجة	one third	ثلث
white	أبيض	reusing	إعادة استخدام	one fifth	خمس
where	أين	going by car	الذهاب بالسيارة	one eighth	ثمان
when	متى	sorting trash	فرز القمامة	giraffe	زرافة
planting	زراعة	polluting the river	تلوث النهر	hippo	فرس النهر
recycling	إعادة تدوير	polluting cities	تلوث المدن	bamboo forests	غابات أشجار بامبو

Verbs

watch	يشاهد	keep	يحافظ على	ride	يركب
protect	يحمي	clean	ينظف	put	يضع
plant	يزرع	reuse	يعيد الاستخدام	clean	ينظف
live	يعيش	pollute	يلوث	turn	يلف / يستدير
sort	يفرز / يصنف				

Phonics

ph /f/		wh /w/	
photo	صورة فوتوغرافية	white	أبيض
elephant	فيل	whale	حوت
		Where?	أين ...؟
		When?	متى ...؟

Review On Unit (5)

Language Focus

What do you want to see?

ماذا تريد أن ترى؟

عندما نسأل شخصًا عما يريد رؤيته نقول:

عند الاقتراح نقول:

Let's + inf. (مصدر الفعل) ..

How about + (الفعل) + ing ..?

Good idea! فكرة جيدة!

عند الموافقة على الاقتراح نقول:

My favorite animal is the ...

عندما نتحدث عن الحيوان المفضل نقول:

It's + (اللون) ..

عندما نتحدث عن لون الحيوان نقول:

Where

عند السؤال عن الاتجاهات و الأماكن التي توجد فيها الحيوانات نقول:

Where { is + اسم مفرد?
are + اسم جمع?

للسؤال عن المكان الذي نعيش فيه نقول:

Where { do + (اسم جمع / you / they)
does + (اسم مفرد / he / she / it) + live?

(I / They / You) + live
(He / She / It) + lives } (اسم المكان) + (in / on / next to)

- للرد:

Imperative الأمر

inf. (باقي الجملة) + (مصدر الفعل) ..

نبدأ جملة الأمر بمصدر الفعل:

Don't + inf. (باقي الجملة) + (مصدر الفعل) ..

وفي حالة النهي نبدأ بـ:

Test (1) Based On Unit (5)

Test (1) Based On Unit (5)



Supply the missing letter(s).

أكمل الحروف الناقصة.



li_n



m_p



w_ale



pa_da



2 Look at the pictures and unscramble the letters. انظر إلى الصور وأعد ترتيب الحروف.



3 Read and match.

اقرأ وصل.

- 1) The whale is
- 2) The elephant lives in
- 3) The giraffe has
- 4) How about

- a) a long neck.
- b) white.
- c) Good idea.
- d) the grasslands.
- e) going to the elephants?



4 Choose the correct word(s). اختر الكلمة الصحيحة.

- 1) Where (am - is - are) the photo?
- 2) The (panda - monkey - giraffe) lives in bamboo forests.
- 3) Go (straight - street - great) and turn left.
- 4) The lion is very (little - strong - tiny).
- 5) My favorite (book - animal - pen) is the penguin.

Test (1) Based On Unit (5)

5 أعد ترتيب الكلمات الآتية لتكون جملاً صحيحة. Unscramble the following words to make correct sentences.

1) very – I'm – excited.

2) cities – pollute – Don't.

6 انظر وضع (✓) بجوار الجملة الصحيحة. Look and tick (✓) the correct sentence.



1) The lion eats meat.

2) The lion eats grass.

☐
☐


1) The penguin lives near the sea.

2) The panda eats bamboo.

☐
☐

7 انظر إلى الصور و أكمل بـ: Look at the pictures and complete with:

(big - tall - bad)



The giraffe is



The elephant is

8 ضع علامات الترقيم على ما يلي. Punctuate the following.

- it eats meat

Test (2) Based On unit (5)

Test (2) Based On unit (5)



Supply the missing letter(s).

أكمل الحروف الناقصة.




hip_o



pe_guin



gra_slands



ele_hant



2 Look at the pictures and unscramble the letters. انظر إلى الصور وأعد ترتيب الحروف.



3 Read and match.

اقرأ وصل.

1) Where are the hippos?

a) Good idea.

2) The penguin

b) Go straight and turn right.

3) Let's watch the penguins.

c) the photo?

4) Where is

d) is little.

e) it eats meat.



4 Choose the correct word(s).

اختر الإجابة الصحيحة.

1) The (elephant - cat - dog) is very big.

2) (When - Where - What) is the elephant here?

3) Where (am - is - are) the lions?

4) The penguin lives next (in - on - to) the sea.

Test (2) Based On unit (5)

5) Let's (watch - watches - watching) the panda.

5) Unscramble the following words to make correct sentences. أعد ترتيب الكلمات الآتية لتكون جملًا صحيحة.

1) the - zoo - love - I.

2) your - Ride - bike - school - to.

6) Read and tick (✓) or (X). اقرأ وضع علامة (✓) أو (X).

The giraffe is orange and brown. It lives in the grasslands in Africa. It eats leaves. It has a very long neck.

1) The giraffe has a long neck. ()

2) It eats meat. ()

3) The giraffe is black and white. ()

4) It lives in the grasslands in Africa. ()

7) Punctuate the following. ضع علامات الترقيم على ما يلي.

- where is the photo

8) Copy the following sentence. انسخ الجملة الآتية.

I go to the zoo on Friday.

تابعنا على صفحتنا على الفيسبوك
www.facebook.com/ZakrolySite

Unit
6

Let's go to the circus!

هيا لنذهب إلى السيرك!



Scope and Sequence:

المحتوى والتسلسل

Vocabulary	المفردات اللغوية	circus, tent, clown, ringmaster, dog trainer, trapeze artist, juggler, acrobat, quadrilaterals, square, rectangle, rhombus, angle, corner, circus people, tally chart, bar chart
Language	اللغة	<ul style="list-style-type: none"> - What does the clown look like? - He is tall and thin. - He's a tall, thin clown.
Phonics	الصوتيات	<ul style="list-style-type: none"> - ou: cloud, mouse - ow: clown, cow
Life skills	المهارات الحياتية	<ul style="list-style-type: none"> - Respect for diversity - Creativity: Appreciation of art and skills - Problem solving
Values	القيم	<ul style="list-style-type: none"> - Curiosity - Appreciation of science
Issues and challenges	القضايا والتحديات	<ul style="list-style-type: none"> - Community participation - Environmental responsibility
Integrated cross-curriculum topics	التكامل عبر موضوعات المنهج	<ul style="list-style-type: none"> - Art: Performing art - Math: Quadrilaterals: Finding information on a graph - Science: Using simple tests to answer a question

Unit (6) Let's go to the circus!

Part (1) (P. 88-89)



circus

سيرك



tent

خيمة



clown

مُهْرَج



dog trainer

مدربة كلاب



acrobat

بهلوان



juggler

مُهْرَج (بتلاعب بالكرات)



short

قصير



fat

سمين



ringmaster

مدير الحلبة



trapeze artist

فنان الأرجوحة

Vocabulary:

glasses	نظارة	beautiful	جميلة	let's	هيا بنا
Why...?	لماذا...؟	What ...?	ما / ماذا...؟	grandpa	جد
old	كبير السن	forget / forgot			ينسى / نسي

Important Expressions and Phrases:

go to	يذهب إلى	look like	يشبه
at the circus	في السيرك	look at	ينظر إلى
next to	بجوار		

Adjectives:

tall	طويل	x	short	قصير
fat	بدين / سمين	x	thin	نحيف
old	عجوز	x	young	صغير السن

Theme (2) The world around me

Look, listen and read: (SB P. 88)

1 Hany and Hana are at the circus. Grandpa forgot his glasses.
هاني وهنا في السيرك. نسي الجد نظارته.

2 We're at the **circus**, next to the **tent**.
نحن في السيرك بجوار الخيمة.

3 What can you see? What does the **clown** look like?
ماذا ترون؟ ما شكل المهرج؟

5 He's tall and thin.
إنه طويل ونحيف.

4 There's a **clown**, a **ringmaster** and an **acrobat**.
يوجد مهرج ومدير الحلبة وبهلوان.

6 What does the ringmaster look like?
ما شكل مدير الحلبة؟

7 He's short and fat.
إنه قصير وسمين.

Unit (6) Let's go to the circus!

Language Notes

لن عند تقديم اقتراح نستخدم:

Let's + inf. (مصدر الفعل) + باقي الجملة

Ex. Let's go to the circus!

لن عند التحدث عن وجود شيء مفرد في مكان ما نستخدم:

There's + a/an + اسم مفرد (للمفرد)

Ex. There's a clown.

Ex. There's an acrobat.

لن للسؤال عن مظهر (شكل) شخص نستخدم:

What + does + فاعل مفرد + look like?

Ex. A: What does the clown look like?

B: He is tall and thin.

لن نستخدم (and) بمعنى (و) للإضافة أو العطف:

Ex. The juggler is old and thin.

Practice



Choose the correct word(s).

اختر الكلمة الصحيحة.

- 1) Let's (go - goes - going) to the circus.
- 2) There's (acrobats - an acrobat - clowns).
- 3) What does (they - she - we) look like?
- 4) He is tall (to - and - but) thin.
- 5) What does he (play - look - read) like?

تابع جديد ذاكرولي على
فيسبوك
تويتر
وانس اب
تليجرام

Theme (2) The world around me

Activities



Supply the missing letter(s).

أكمل الحروف الناقصة.



c_r_us



d_g tra_ner



trape_e art_st



ju_gl_r



rin_ma_ter



acr_ba_



t_nt



f_t



2 Look at the pictures and unscramble the letters. انظر إلى الصور وأعد ترتيب الحروف.

w o l
c ng d o
a t n r
e i rl t
a lu g j l
g r ee n r g i
m s r a tc r a b
o t a

نفوه في أي عمل عليه العلامة دي ذاك راوله

Unit (6) Let's go to the circus!



3 Read and match.

اقرأ وصل.

- | | |
|--|------------------------|
| 1) What can you see? | a) to the circus! |
| 2) What does the ringmaster look like? | b) I can see a clown. |
| 3) Grandpa forgot | c) She's young. |
| 4) Let's go | d) He's tall and thin. |
| | e) his glasses. |
- 1- () 2- () 3- () 4- ()



4 Choose the correct word(s).

اختر الكلمة الصحيحة.

- 1) He isn't tall. He is (fat - short - thin).
- 2) What (do - does - doing) the clown look like?
- 3) He is tall (so - but - and) thin.
- 4) We're (on - for - at) the circus.
- 5) What does (they - he - we) look like?



5 Unscramble the following words to make correct sentences.

أعد ترتيب الكلمات الآتية لتكون جملًا صحيحة.

1) at - are - We - the circus - .2) you - can - What - see - ?3) tall - is - He - thin - and - .

176 Theme (2) The world around me

Theme (2) The world around me



5 Look and tick (✓) the correct sentence. انظر وضع (✓) بجوار الجملة الصحيحة.



1) We're at the circus.

2) We're at school.

☐
☐


1) He's tall and thin.

2) He's short and fat.

☐
☐


7 Punctuate the following. ضع علامات الترقيم على ما يلي.

- there's an acrobat



8 Copy the following sentence. انسخ الجملة الآتية.

What does he look like?



تابعنا على صفحتنا على الفيسبوك
www.facebook.com/ZakroolySite


Unit (6) Let's go to the circus!

Part (2) (P. 90 - 93)

Math: Quadrilaterals

رياضيات: رباعيات الأضلاع

Shapes أشكال



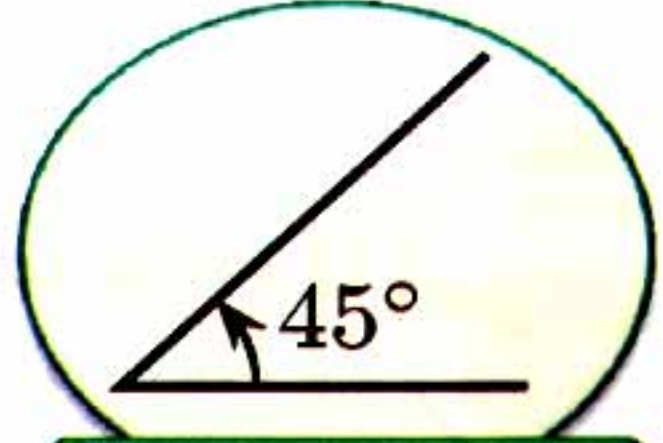
square

مربع



rhombus

معين



angle

زاوية



side

ضلع



rectangle

مستطيل



corner

رأس الزاوية

Vocabulary:

different	مختلف	sometimes	أحياناً
degree	درجة	How many....?	كم عدد.....؟
long side	ضلع طويل	short side	ضلع قصير
funny	مضحك	graph	رسم بياني
rings	حلقات	person	شخص

Theme (2) The world around me

job	وظيفة	performing art	فن التمثيل
lines	خطوط	pencil case	مقلمة
long	طويل	circus people	العاملون في السيرك
because	لأن	tally chart	جدول إحصاء
right angle	زاوية قائمة	bar chart	رسم بياني

Verbs:

move	يتحرك / يحرك	throw	يرمي	meet	يتقابل / يقابل
jump	يقفز / ينط	fly	يطير	talk	يتكلم

Phrases & Expressions:

work with	يعمل مع	move his body	يُحرّك جسمه
talk to	يتحدث إلى	throw rings	يقذف / يرمي الحلقات
fly above	يطير فوق	find information	يجد معلومات

Study the following:

What's **that**?
ما تلك؟

It's my pencil case. It's a rectangle.
إنها مقلمتي. إنها مستطيلة الشكل.

How many clowns are there?
كم عدد المهرجين؟

There are **six** clowns.
يوجد ستة مهرجين.

Unit (6) Let's go to the circus!



Do you like the circus?

هل تحب السيرك؟



Yes, I do.

نعم.

Who is your favorite circus person?

من الشخص المفضل لديك في السيرك؟

The dog trainer.

مدربة الكلاب.

Why?

لماذا؟

I love the dog trainer **because** she loves animals.

أحب مدربة الكلاب لأنها تحب الحيوانات.



Reading: (SB P. 90)

A **square** has 4 sides. All the sides are equal.
It has 4 right angles, and 4 **corners**.



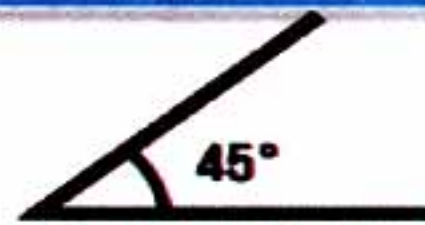
A **rectangle** has 2 **long** sides and 2 **short** sides.
It has 4 right angles and 4 **corners**.



A **rhombus** has 4 **equal** sides. It has 4 angles
but they are sometimes **different**. It has 4 **corners**.



Tip!

An '**angle**' is when two lines meet:

تنشأ الزاوية عندما يلتقي (يتقابل) خطان.

A right angle is **90** degrees:

قياس الزاوية القائمة ٩٠ درجة.

Theme (2) The world around me

Study the following: (SB P. 92)

- 1) I love the **clown** because he is very **funny**.
- 2) I love the **dog trainer** because she **loves animals**.
- 3) I love the **trapeze artist** because he can **jump and move his body**.
- 4) I love the **acrobat** because he can **fly above us**.
- 5) I love the **ringmaster** because he **talks to everyone**.
- 6) I love the **juggler** because he can **throw rings and balls**.


Reading: (SB P. 93)

Hi! My name is Reem. I'm at the circus. There are some people at the circus. There's one ringmaster, there are **5** acrobats, there are **7** dog trainers, there are **6** clowns, there are **8** trapeze artists and **4** jugglers.



Complete the bar chart for Reem's circus:

Number of people



Unit (6) Let's go to the circus!

Activities



Supply the missing letter(s).


أكمل الحروف الناقصة.



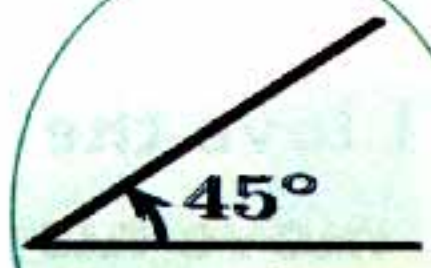
s _ u _ re



re _ ta _ gle



rhom _ _ s



a _ gl _



s _ _ e



c _ r _ er



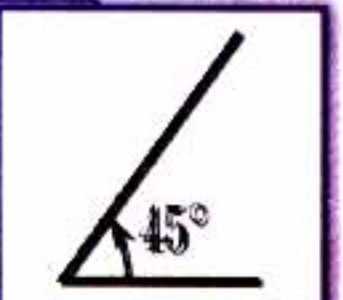
r _ n _



pen _ il c _ se



2 Look at the pictures and unscramble the letters. انظر إلى الصور وأعد ترتيب الحروف.

r q a
u s ec e r t a
e l n gh b o r
u s mg n l
a ed i
s er n c
o r e

Theme (2) The world around me



3 Read and match.

اقرأ وصل.

- | | |
|-------------------------------|--------------------------|
| 1) The clown is | a) Yes, I do. |
| 2) What's that? | b) There are six clowns. |
| 3) Do you like the circus? | c) very funny. |
| 4) How many clowns are there? | d) It's a rectangle. |
| | e) very sad. |

1- () 2- () 3- () 4- ()



4 Choose the correct word(s).

اختر الكلمة الصحيحة.

- 1) A square (is - has - does) 4 sides.
- 2) A (square - rectangle - rhombus) has 2 long sides.
- 3) A (square - circle - rectangle) has 4 equal sides.
- 4) I love the clown (and - because - but) he's very funny!
- 5) How many clowns (is - are - am) there?



5 Fill in the gaps with the word(s) from the box.

املا الفراغات بكلمة مناسبة مما يلي.

(because - rhombus - angle - many - funny)

- 1) A has 4 equal sides.
- 2) The clown is very
- 3) A/An is when two lines meet.

Unit (6) Let's go to the circus!

4) I love the juggler he can throw rings and balls.

5) How clowns are there?

6) Punctuate the following. ضع علامات الترقيم على ما يلي.

- it's my pencil case

7) Copy the following sentence. انسخ الجملة الآتية.

My name is Reem.



لا تنس الاشتراك في
قنوات ذاكرولي
على تطبيق التليجرام

تابع جديد ذاكرولي على
فيسبوك
تويتر
واتس اب
تليجرام



تابع جديد ذاكرولي على موقعنا
<https://www.zakrooly.com>

Theme (2) The world around me

Part (3) (P. 94 - 95)

Phonics



cloud سحابة



mouse فار



mouth فم



pound جنيه



clown مهرج



cow بقرة



flower زهرة



Study the following:



The cow has a flower in its mouth.



The mouse is under a cloud.

Unit (6) Let's go to the circus!

Look at the picture and read: SB (P. 95)

He is a young, fat clown. He is at the circus. He is very funny.



Activities




Supply the missing letter(s).

أكمل الحروف الناقصة.



cl _ _ n



p _ _ nd



m _ _ se



m _ _ th



cl _ _ d



fl _ _ er



c _ _



fu _ _ y



2 Look at the pictures and unscramble the letters. انظر إلى الصور وأعد ترتيب الحروف.

w n
o c ln o
p u do u
m e sl o
d c uw f l
o e rw
o c

Theme (2) The world around me



3 Look at the pictures and complete with: انظر إلى الصور و أكمل بـ:

(cloud - flower - bee)



The cow has a in its mouth.



The mouse is under a



4 Unscramble the following words to make correct sentences. أعد ترتيب الكلمات الآتية لتكون جملًا صحيحة.

1) funny - is - He - very - .

2) is - circus - She - at - the - .

3) is - He - clown - fat - young - a - .



5 Punctuate the following: ضع علامات الترقيم على ما يلي

- she is a dog trainer



6 Copy the following sentence. انسخ الجملة الآتية.

He's at the circus.



Unit (6) Let's go the circus!

Part (4) (P. 96 - 97)



water

ماء



pound coin

جُنْيِه معدني



finger

إصبع



drop

قطرة

Vocabulary:

coin	عملة معدنية	answer	إجابة / حل	object	شيء
experiment	تجربة	desk	مقعد	How big..?	ما حجم..؟
again			مرة أخرى		

Verbs:

put	يضع	hold	يمسك
dry	يجفف	write	يكتب
need	يحتاج	stop	يتوقف
read	يقرأ	guess	يخمن
check	يراجع	choose	يختار
use	يستخدم	measure	يقيس
count	يعد / يحسب	look	ينظر



تابع جديد ذاكرولي على موقعنا

<https://www.zakrooly.com>

Theme (2) The world around me

Important Expressions and Phrases:

Dry the coin.

جفّف العملة المعدنية.

Do the experiment.

قم بإجراء التجربة.

Check the answer.

تحقق من الإجابة.

Count the drops.

عد القطرات.

Reading: (SB P. 96)

Science : The scientific method



How many drops of water can you put on a pound coin?



1 Put a pound coin on your desk. Guess how many drops of water the coin holds. Write the number.



2 Use your finger. Put drops of water on the coin. Count the drops.



3 When there is water on all the coin, stop. Write the number of drops.



4 Dry the coin. Do the experiment again. Check your answer.

Unit (6) Let's go the circus!

Activities

اقرأ وصل.

Read and match.

- | | |
|----------------------------|---------------------------------|
| 1) How many drops of water | a) on your desk. |
| 2) Write the number | b) your answer. |
| 3) Put a pound coin | c) the room. |
| 4) Check | d) of drops. |
| | e) can you put on a pound coin? |

1- () 2- () 3- () 4- ()

اختر الكلمة الصحيحة. Choose the correct word(s).

- How (**much** - many - long) drops of water can you put on a pound coin?
- I can (**do** - make - play) the experiment again.
- We can (**do** - draw - check) our answers.
- Put a pound coin (**for** - on - of) your desk.
- (**Make** - Take - Use) your finger to put drops of water on the coin.

أعد ترتيب الكلمات الآتية لتكون جملاً صحيحة. Unscramble the following words to make correct sentences.

- the - I - can - experiment - do - .
- on - Put - coin - desk - a pound - your - .
- dry - can - the - She - coin - .

Theme (2) The world around me



4 Look and tick (✓) the correct sentence. انظر وضع (✓) بجوار الجملة الصحيحة.



1) Put a bottle on your desk. ☐

2) Put a pound coin on your desk. ☐



1) I can do the experiment. ☐

2) I can dry the coin. ☐



5 Read and tick (✓) or (X). اقرأ وضع علامة (✓) أو (X).

Hi! My name is Reem. I'm at the circus. There are some people at the circus. There's one ringmaster. There are 5 acrobats. There are 7 dog trainers. There are 6 clowns. There are 8 trapeze artists and 4 jugglers.

1) Reem is at the zoo ()

2) There are 2 ringmasters. ()

3) There are 5 acrobats. ()

4) There are 4 jugglers. ()

اكتب ذاكرولي في البحث وانضم لجروبنا ذاكرولي
مع رياض الاطفال للصف الثالث الاعدادي

Unit (6) Let's go the circus!



6 Look at the pictures and complete with: انظر إلى الصور و أكمل بـ:

(do - check - make)



I my answer.



I the experiment.



7 Punctuate the following. ضع علامات الترقيم على ما يلي.

- count the drops of water



8 Copy the following sentence. انسخ الجملة الآتية.

How big is it?



اكتب ذاكرولي في البحث وانضم لجروبات ذاكرولي
مع رياض الأطفال للصف الثالث الاعدادي

Review On Unit (6)

Vocabulary

clown	مُهْرَج	tent	خيمة	dog trainer	مدربة كلاب
circus	سيرك	cow	بقرة	ringmaster	مدير الحلبة
funny	مضحك	cloud	سحابة	rectangle	مستطيل
acrobat	بهلوان	flower	زهرة	rhombus	معين
shapes	أشكال	mouth	فم	experiment	تجربة
angle	زاوية	mouse	فأر	pound coin	جنيه معدني
square	مربع	corner	رأس الزاوية	juggler	بهلوان يلعب بالكرات

Verbs

move	يتحرك	say	يقول	jump	يقفز
meet	يقابل	dry	يجفف	talk to	يتكلم إلى
throw	يرمي - يلقي	need	يحتاج	put	يضع
check	يراجع - يتحقق	fly	يطير	look like	يشبه
forget / forgot					ينسى / نسي



Phonics



ou /aʊ/		ow /aʊ/	
cloud	سحابة	clown	مُهْرَج
mouse	فأر	cow	بقرة
mouth	فم	flower	زهرة
pound	جنيه		



تابع جديد ذاكرولي على موقعنا
<https://www.zakrooly.com>

Al-Baher / Connect (3) First Term

193



هذا العمل خاص بموقع ذاكرولي التعليمي ولا يسمح بتداوله على مواقع أخرى

الباهر

موقع ذاكرولي التعليمي

الصف الثالث الابتدائي

Review On Unit (6)

Language Notes

Let's + inf. (مصدر الفعل)...

لنستخدم لتقديم اقتراح نستخدم:

Ex. Let's go to the circus!

لنستخدم للسؤال عن مظهر (شكل) شخص نستخدم:

What + does + (فاعل مفرد) + look like?

Ex. What does the clown look like? - He is tall and thin.

Ex. He's short and fat.

لنستخدم (and) بمعنى (و) للعطف:

Language Focus

(١) نستخدم has مع الفاعل المفرد:

Ex. A square has four sides.

(٢) للسؤال عن الشيء نقول:

A: What's that?

B: It's my pencil case.

Do + فاعل + (المصدر) + باقى الجملة...?

(٣) للسؤال بـ "هل" نستخدم:

A: Do you like the circus?

B: Yes, I do.

Why ...? لماذا

(٤) نستخدم Why للسؤال عن السبب:

A: Why do you love the clown?

ونجيب عنها باستخدام because (لأن):

B: I love the clown because he's very funny.

(٥) للسؤال عن العدد نستخدم How many ...?

How many + اسم جمع + are there?

A: How many clowns are there?

B: There are six clowns.

Test (1) Based On Unit (6)

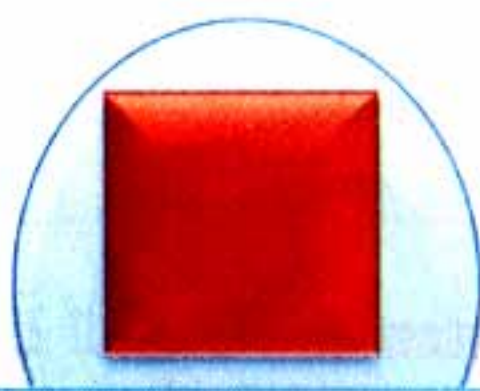
Test (1) Based On Unit (6)

Supply the missing letter(s).

أكمل الحروف الناقصة.



c _ r _ us



s _ u _ re



cl _ _ d



fl _ w _ r

2

Look at the pictures and unscramble the letters.

انظر إلى الصور وأعد ترتيب الحروف.

n w
_ c _ ole _ r _ c _ t _ e
n g a lo s
u _ m _ e

3

Read and match.

اقرأ وصل.

- 1) He's short
- 2) A square has
- 3) What's that?
- 4) The clown is

- a) very funny.
- b) It's a rectangle.
- c) and fat.
- d) very sad.
- e) 4 sides.

1 - () 2 - () 3 - () 4 - ()

4

Choose the correct word(s).

اختر الكلمة الصحيحة.

- 1) He is tall and (short - thin - small).
- 2) A (triangle - rectangle - rhombus) has 4 equal sides.
- 3) There (is - are - am) six clowns.
- 4) I can (make - do - play) the experiment.
- 5) The (acrobat - clown - juggler) can throw rings and balls.

Test (1) Based On Unit (6)

5 Unscramble the following words to make correct sentences. أعد ترتيب الكلمات الآتية لتكون جملًا صحيحة.

1) are - five - There - acrobats - .

2) you - see - What - can - ?

6 Look and tick (✓) the correct sentence. انظر وضع (✓) بجوار الجملة الصحيحة.



1) He's tall and thin.

2) He's short and fat.

☐
☐


1) The cow has a flower in its mouth.

2) The mouse is under a cloud.

☐
☐

7 Look at the pictures and complete with: انظر إلى الصور و أكمل بـ:

(cloud - rhombus - ringmaster)



A has 4 equal sides.



The is short and fat.

8 Punctuate the following. ضع علامات الترقيم على ما يلي.

- he is very funny

Test (2) Based On Unit (6)

Test (2) Based On Unit (6)



Supply the missing letter(s).


أكمل الحروف الناقصة.




t _ _ t



a _ r _ bat



co _ n _ r



p _ u _ d



Look at the pictures and unscramble the letters. انظر إلى الصور وأعد ترتيب الحروف.

e r i n
r g s
t m al e c e
r t g
a no m t
h u

Read and match.

اقرأ وصل.

- 1) A rectangle has
- 2) He is short
- 3) What does he
- 4) The dog trainer

- a) and fat.
- b) look like?
- c) loves animals.
- d) 2 long sides and 2 short sides.
- e) plays football.

1- () 2- () 3- () 4- ()



Choose the correct word(s).

اختر الكلمة الصحيحة.

- 1) He is (of - for - at) the circus.
- 2) What does he (look - play - eat) like?
- 3) A right angle is (60 - 50 - 90) degrees.
- 4) The (doctor - clown - teacher) is very funny.

Test (2) Based On Unit (6)

5) He can (do - play - make) the experiment.

5 أعد ترتيب الكلمات الآتية لتكون جملاً صحيحة. **Unscramble the following words to make correct sentences.**

1) can - I - my - check - answer - .

2) circus - am - I - the - at - .

6 اقرأ وضع علامة (✓) أو (X). **Read and tick (✓) or (X).**

There are many shapes. A square has 4 sides. All the sides are equal. It has 4 right angles and 4 corners. A rectangle has 2 long sides and 2 short sides. It has 4 right angles and 4 corners.

1) A square has 4 sides. ()

2) A square has 2 corners. ()

3) The rectangle has 4 equal sides. ()

4) A rectangle has 2 long sides and 2 short sides. ()

7 ضع علامات الترقيم على ما يلي. **Punctuate the following.**

- there are six clowns

8 انسخ الجملة الآتية. **Copy the following sentence.**

A square has 4 sides.

Test (1) Based On Review (2)

Test (1) Based On Review (2)



Supply the missing letter(s).

أكمل الحروف الناقصة.



s _ _ a



b _ _ rd



p _ ng _ in



j _ g _ ler



Look at the pictures and unscramble the letters.

انظر إلى الصور وأعد ترتيب الحروف.

m
a p la i n m
r g s t
e ri l
n o

Read and match.

اقرأ وصل.

- 1) What are
- 2) There are
- 3) What do you
- 4) The acrobat

- a) 3 carrots.
- b) can fly above us.
- c) you doing?
- d) can play tennis.
- e) want to see?

1 - () 2 - () 3 - () 4 - ()



Choose the correct word(s).

اختر الكلمة الصحيحة.

- 1) I'm looking (at - by - for) my math book.
- 2) I (make - sweep - feed) the floor.
- 3) The whale is (red - orange - white).
- 4) A/An (square - angle - triangle) has 4 sides.

Test (1) Based On Review (2)

5) What does the dog trainer look (eat - play - like)?

5) اعد ترتيب الكلمات الآتية لتكون جملاً صحيحة. Unscramble the following words to make correct sentences.

1) can - I - you - help - .

2) you - do - What - want - see - to - ?

6) انظر وضع (✓) بجوار الجملة الصحيحة. Look and tick (✓) the correct sentence.



1) There's a clock on the table.

2) There's a lamp on the table.



1) The giraffe has a long neck.

2) The panda lives in bamboo forests.

7) انظر إلى الصور و أكمل بـ: Look at the pictures and complete with:

(next to - big - thin)



The whale is



The sofa is the cupboard.

8) ضع علامات الترقيم على ما يلي. Punctuate the following.

- i love the zoo

Test (2) Based On Review (2)

Test (2) Based On Review (2)



Supply the missing letter(s).

أكمل الحروف الناقصة.



cup_o_rd



e_ _



ele_h_nt



c_ _



Look at the pictures and unscramble the letters. انظر إلى الصور وأعد ترتيب الحروف.

h a
r c ii n
l oe f l
w o r

Read and match.

اقرأ وصل.

- 1) I can help you
- 2) I feed
- 3) The whale is
- 4) Let's go

- a) the cat.
- b) white.
- c) find your book.
- d) your book.
- e) to the circus!

- 1- ()
- 2- ()
- 3- ()
- 4- ()



Choose the correct word(s).

اختر الكلمة الصحيحة.

- 1) What are you (do - does - doing)?
- 2) I (sweep - make - feed) my bed.
- 3) I love the zoo! I'm very (sad - angry - excited)!

Test (2) Based On Review (2)

4) The (lion - elephant - giraffe) has a long neck.

5) A/An (square - angle - rhombus) is when two lines meet.

5 Unscramble the following words to make correct sentences. أعد ترتيب الكلمات الآتية لتكون جملًا صحيحة.

1) cut - I - vegetables - the - .

2) going - about - How - the - to - elephants - ?

5 Read and tick (✓) or (X). اقرأ وضع علامة (✓) أو (X).

Grandpa is seventy years old. He has gray hair and a gray beard. He is wearing a pair of black glasses. He is sitting on a red armchair.

1) Grandpa is 60 years old. ()

2) He has black hair and a gray beard. ()

3) He is sitting on a red armchair. ()

4) He is wearing red glasses. ()

7 Punctuate the following. ضع علامات الترقيم على ما يلي.

- the clown is funny

8 Copy the following sentence. انسخ الجملة الآتية.

The whale is white.

CONNECT READING ADVENTURES

Malak's Dream



تابع جديد زاكروولي على موقعنا
<https://www.zakrooly.com>



هذا العمل خاص بموقع زاكروولي التعليمي ولا يسمح بتداوله على مواقع أخرى

الباهر

موقع زاكروولي التعليمي

الصف الثالث الابتدائي

The Story

The characters



Mom




Malak



The teacher



friends children



The topic الموضوع

Malak wants to be a teacher, but she can't hear well. She works hard and finishes university. She becomes a teacher and helps deaf children.

تريد ملك أن تصبح معلمة ولكنها لا تستطيع السمع جيدًا. لذا فأنها تذاكر بجد وتنتهي دراستها الجامعية وتصبح معلمة و تساعد الأطفال الصم.

Picture Dictionary

القاموس المصور

American
Sign
Language

lip-read



university

hearing
aid

clever

Malak's Dream

Part (1) (P. 110 - 111)

Vocabulary:



teacher

مُعَلِّم / مُعَلِّمَة



hearing aid

سماعة الأذن



children

أطفال



read lips

يقرأ حركة الشفتين

لا تفسد الاشتراك في
قنوات ذاكرولي
على تطبيق النليجرام



hear

يسمع



(P. 110)

This is Malak. She loves teaching. She wants to be a teacher when she's older.

هذه ملك، وهي تحب التدريس، وتريد أن تكون معلمة عندما تكبر.

The Story



(P. 110)

Malak can't hear well. She wears a **hearing aid** that helps her to hear better. Sometimes Malak feels sad because some children aren't kind to her. She knows that they are **unkind** because they don't understand. She wants to be a teacher. She can help people understand.

لا تسمع مَلَك بشكل جيد، لذا فهي ترتدي سماعة أذن تساعد على السمع بشكل أفضل. تشعر ملك أحياناً بالحزن لأن بعض الأطفال يعاملونها بقسوة، وهي تعلم أنهم قاسون عليها لأنهم لا يتفهمونها. كما تريد مَلَك أن تكون معلمة ليتمكنوا مساعدة الناس على الفهم.



(P. 111)

Malak goes to a special teacher. The teacher shows Malak how to **read lips**. Now Malak can see what people say.

تذهب مَلَك إلى معلمة خاصة، لتشرح المعلمة لها كيفية قراءة حركات الشفتين. والآن مَلَك قادرة على فهم ما يقوله الناس.

Malak's Dream



(P. 111)

Malak is very kind and likes playing games with her friends. She talks to them. They can understand her.

ملك عطوفة جداً وتحب اللعب مع أصدقائها، كما أنها تتحدث معهم ويمكنهم فهمها.

Activities



Read and match.

اقرأ وصل.

- 1) Malak loves teaching.
- 2) Malak wears a hearing aid.
- 3) Malak goes to a special teacher.
- 4) Malak likes playing games.



The Story



Read and tick (✓) or (X).

اقرأ وضع علامة (✓) أو (X).

- 1) Malak doesn't love teaching. ()
- 2) Malak wants to be a teacher. ()
- 3) Malak wears a hearing aid. ()
- 4) Malak goes to a special teacher. ()



Complete the sentences with:

أكمل الجمل بـ :

kind - unkind - teaching - teacher -
hear - hearing aid - read lips

- 1) Malak loves
- 2) Malak wants to be a
- 3) Malak can't well.
- 4) Malak wears a
- 5) Sometimes some children are to Malak.
- 6) The special teacher shows Malak how to
- 7) Malak is very and likes playing games with her friends.



تابع جديد ذاكروولي على موقعنا
<https://www.zakrooly.com>



Malak's Dream

Part (2) (P. 112 - 114)

Vocabulary:



mom

أم



clever

ماهر / نشيط



deaf

أصم



talk

يتكلم



work hard

يذاكر بجد



sign language

لغة الإشارة



sign

يشير / إشارة



understand

يفهم



(P. 112)

Malak talks to her mom. Her mom says "You can work hard. You can go to university to be a teacher. You are very clever. You can help deaf children. You can help all children to understand."

تتحدث ملك مع أمها. فتقول لها أمها "يمكنك أن تذاكري بجد، كما يمكنك أن تلتحقي بالجامعة لتكوني معلمة، فأنت ذكية جداً، ويمكنك مساعدة الأطفال الصم، كما يمكنك أن تساعد كل الأطفال على الفهم".

The Story



(P. 112)

Malak wants to speak to all deaf people. She wants to help them. She learns sign language.

تريد ملك أن تتحدث مع كل الصم، كما تريد أن تساعدكم، لذا فهي تتعلم لغة الإشارة.



(P. 113)

She can say 'Hello' in sign language. She can ask "How are you?" in sign language. She learns how to say many things. She talks to deaf people. Her friends like sign language.

تستطيع ملك أن تقول "مرحبًا" بلغة الإشارة، كما يمكنها أن تسأل "كيف حالك؟" بلغة الإشارة، كما تتعلم كيفية التعبير عن العديد من الأشياء. وهي تتحدث مع الصم، ويحب أصدقائها لغة الإشارة.

Malak's Dream



(P. 113)

Malak's friends want to learn sign language. They say to Malak, "Please teach us some sign language."

يريد أصدقاء مَلَك أن يتعلموا لغة الإشارة، ويقولون لها "من فضلك علمينا بعضًا من لغة الإشارة."



(P. 114)

Malak and her friends sign to each other. Everyone can talk and they can use sign language.

تتكلّم مَلَك وأصداؤها مع بعضهم البعض بلغة الإشارة، ويستطيع الجميع أن يتكلّم ويستخدم لغة الإشارة.

The Story

Activities



Read and match.

اقرأ وصل.

1) Deaf children wear hearing aids.

2) She learns sign language.

3) Malak talks to her mom.



Look and tick (✓) the correct sentence. انظر وضع (✓) بجوار الجملة الصحيحة.



1) Malak talks to her mom.

2) Malak talks to her dad.

☐
☐


1) They can't use sign language.

2) They can use sign language.

☐
☐


Complete the sentences with:

أكمل الجمل بـ :

sign - work hard - friends - learn - sign language - deaf children

1) Malak's mom tells her that she can

2) Malak can help

3) Malak learns

4) Malak's like sign language.

5) Malak's friends want to sign language.

6) Malak and her friends to each other.

Malak's Dream

Part (3) (P. 114 - 116)

Vocabulary:



university

جامعة



proud

فخور



club

نادي



hearing children

أطفال أصحاء السمع



sing

يغني



teach

يُعَلِّم / يُدَرِّس



(P. 114)

Malak finishes **university**. She is very happy and **proud**.

تنتهي ملك دراستها الجامعية وهي سعيدة وفخورة جدًا.

The Story



(P. 115)

Ms Malak is now a teacher at a **club** after school. Some of the children can hear and some of the children are deaf. She uses **sign language** to talk to the deaf children.

تعمل مَلَك حاليًا كمعلمة في نادي بعد المدرسة. بعض الأطفال يمكنهم السمع والبعض الآخر صُم، لذا فإنها تستخدم لغة الإشارة للتحدث مع الأطفال الصُم.



(P. 116)

The hearing children watch Ms Malak signing with the deaf children. They see the sign language. They think it's great fun. They say to Ms Malak, "Can we learn **sign language**?"

يشاهد الأطفال أصحاء السمع المعلمة مَلَك وهي تستخدم لغة الإشارة مع الأطفال الصُم. وهم يفهمون لغة الإشارة ويعتقدون أنها لغة رائعة جدًا. ويقولون للمعلمة مَلَك "هل يمكن أن نتعلم لغة الإشارة؟"

Malak's Dream



(P. 116)

Ms Malak is very happy and excited. She teaches the hearing children some **sign language**.

المعلمة ملك سعيدة جدًا وهي تعلم الأطفال أصحاء السمع بعضًا من لغة الإشارة.

Activities



Read and match.

اقرأ وصل.

1) Malak is very happy and proud.



2) Malak is now a teacher.

3) Malak teaches the hearing children sign language.



نفوه في أي عمل عليه العلامة دي

Al-Baher / Connect (3) First Term

215

The Story



2 Read and tick (✓) or (X).

اقرأ وضع علامة (✓) أو (X).

- 1) Malak finishes university. ()
- 2) Ms Malak is a nurse. ()
- 3) Malak uses sign language to talk to the deaf people. ()
- 4) The hearing children think that sign language is bad. ()
- 5) Ms Malak doesn't teach the hearing children sign language. ()



3 Complete the sentences with: أكمل الجمل بـ :

proud - teacher - sign language - university -
hearing children - fun

- 1) Malak finishes
- 2) Malak is very happy and
- 3) Ms Malak is now a at a club after school.
- 4) Malak uses to talk to the deaf children.
- 5) The hearing children think that sign language is
- 6) Ms Malak teaches the some sign language.

Malak's Dream

Part (4) (P. 117 - 119)

Vocabulary:



speak

يتحدث



friends

أصدقاء



help

يساعد



(P. 117)

When the children come to the after-school club, they sign "Hello", "How are you?" and "Have a good day" to Ms Malak.

عندما يأتي الأطفال إلى النادي بعد فترة الدراسة، يقولون للمعلمة مَلَك بلغة الإشارة "مَرْحَبًا" و "كيف حالك؟" و "نتمنى لك يومًا طيبًا" مستخدمين لغة الإشارة.

The Story



(P. 117)

All the children speak and sign to each other in the club.

يتحدث كل الأطفال مع بعضهم البعض في النادي مستخدمين لغة الإشارة.



(P. 118)

The hearing children sign to the deaf children. They play together. All the children are very happy and they have many friends.

يتحدث الأطفال أصحاء السمع بلغة الإشارة مع الأطفال الصم، كما يلعبون سوياً. وجميع الأطفال سعداء جداً ولديهم أصدقاء كثيرون.

Malak's Dream



(P. 119)

Malak says, "Be happy and help others. People can learn to talk with each other".

تقول ملك "كونوا سعداء وساعدوا الآخرين، فيمكن للناس أن يتعلموا الحوار مع بعضهم البعض."

Activities



Read and match.

اقرأ وصل.

- 1) She feels excited.
- 2) She feels sad.
- 3) They feel proud.
- 4) They feel happy.



The Story



2 Read and tick (✓) or (X).

اقرأ وضع علامة (✓) أو (X).

- 1) Malak finishes university. ()
- 2) Malak isn't proud. ()
- 3) Malak doesn't teach children sign language. ()
- 4) The hearing children speak and sign to each other. ()
- 5) All the children speak and sign to each other in the club. ()



3

Complete the sentences with:

أكمل الجمل بـ :

talk - sign - Hello - friends - deaf children

- 1) When the children come to the club they sign ".....".
"How are you?" and "Have a good day." to Ms Malak.
- 2) All the children speak and to each other in the club.
- 3) The hearing children sign to the
- 4) All the children are happy and they have many
- 5) Malak says, "People can learn to with each other".



220

The Story (Malak's Dream)

Malak's Dream



انظر وضع (✓) بجوار الجملة الصحيحة. Look and tick (✓) the correct sentence.



- a) They are deaf children.
b) They are hearing children.

☐
☐


- a) Malak is happy.
b) Malak is sad.

☐
☐


- a) She is a teacher.
b) She is a nurse.

☐
☐


- a) She feels proud.
b) She feels sad.

☐
☐


اقرأ وأجب عن الأسئلة التالية. Read and answer the following questions.

1) Why does Malak want to be a teacher?


2) Why is it difficult for Malak to be a teacher?

3) What does Malak's mother say?

4) How does Malak help the deaf children?



Final Revision



تفوقك في أي عمل عليه العلامة دي



هذا العمل خاص بموقع ذاكرولي التعليمي ولا يسمح بتداوله على مواقع أخرى

الباهر

موقع ذاكرولي التعليمي

الصف الثالث الابتدائي

Final Revision

Unit (1) I feel happy!



Supply the missing letter(s).

أكمل الحروف الناقصة.



h_ppy



h_n_ry




th_rs_y




kit_h_n



l_ving r_om



w_t_r



s_fa



dr__k



w_lk



sp__ts




he_lt_y



le_f



Look at the pictures and unscramble the letters. انظر إلى الصور وأعد ترتيب الحروف.

a m
e _ta s
dy l
a p

Unit (1) I feel happy!



Read and match.

اقرأ وصل.

- 1) I am 127.4
- 2) Eat good food to
- 3) It's healthy to
- 4) Amira meets her

- a) friend Shereen.
- b) cm tall.
- c) on a leaf.
- d) help your body.
- e) sleep for 8 hours.



Choose the correct word(s).

اختر الكلمة الصحيحة.

- 1) It's hot. I feel (hungry - excited - thirsty).
- 2) How do (you - he - she) feel?
- 3) Mommy (has - is - are) happy.
- 4) I like to (play - sleep - eat) bananas.
- 5) I drink (bananas - water - tennis).
- 6) "Happy" is the opposite of (excited - tired - sad).
- 7) I (feels - feel - feeds) hungry.
- 8) Don't (eat - drink - walk) cola.
- 9) (Watch - Play - Walk) sports to be healthy.
- 10) How long (am - is - are) it?

Final Revision

5 Unscramble the following words to make correct sentences. أعد ترتيب الكلمات الآتية لتكون جملًا صحيحة.

1) drink – I – water.

2) long – How – it – is?

3) do – How – feel – you?

4) very – is – Mommy – happy.

5) team – I – with – play – my.

اقرأ وضع علامة (✓) أو (X). Read and tick (✓) or (X).

I want to be healthy. I drink water. I eat fruit and vegetables. I play sports. I sleep for eight hours every night.

1) I want to be unhealthy. ()

2) I drink cola. ()

3) I eat fruit. ()

4) I sleep for eight hours every night. ()



تابعنا على صفحتنا على الفيسبوك
www.facebook.com/ZakroolySite



Unit (1) I feel happy!



Look and tick (✓) the correct sentence. انظر وضع (✓) بجوار الجملة الصحيحة.



- 1) He feels excited.
- 2) He feels tired.

☐
☐


- 1) It's healthy.
- 2) It's unhealthy.

☐
☐


- 1) I feel happy.
- 2) I feel sad.

☐
☐



- 1) Eat bananas.
- 2) Drink water.

☐
☐


Look at the pictures and complete with:

انظر إلى الصور و أكمل بـ:

leaf - finger - car - water



Don't go by

This is my



تابعنا على صفحتنا على الفيسبوك
www.facebook.com/ZakroolySite

Final Revision



Drink.....



A bee sits on a



9 Punctuate the following.

ضع علامات الترقيم على ما يلي.

1- i eat fruit and vegetables

2- how do you feel

3- they clean the playground

4- he eats good food



10 Copy the following sentence.

انسخ الجملة الآتية.

I feel tired.



تابع جديد ذاكرولي على موقعنا
<https://www.zakrooly.com>

Al-Baher / Connect (3) First Term

227



هذا العمل خاص بموقع ذاكرولي التعليمي ولا يسمح بتداوله على مواقع أخرى

الباهر

موقع ذاكرولي التعليمي

الصف الثالث الابتدائي

Unit (2) What's the matter?

Unit (2) What's the matter?



Supply the missing letter(s).

أكمل الحروف الناقصة.



hea _ ac _ e



si _ _




_ _ in



_ _ irt



me _ ici _ e



bla _ _



f _ _ t



_ _ _ y



f _ v _ r



c _ _ d



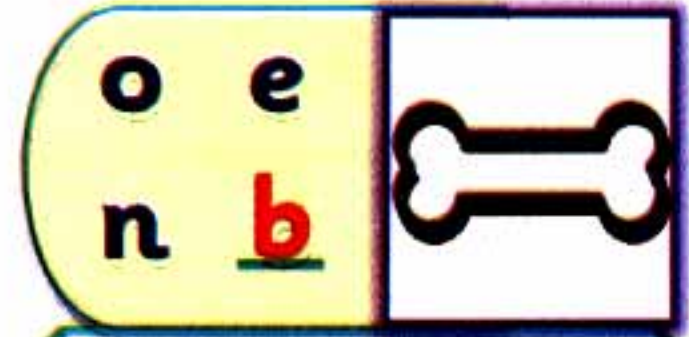
mo _ _ h




h _ _ d



2 Look at the pictures and unscramble the letters. انظر إلى الصور وأعد ترتيب الحروف.



Final Revision



Read and match.

اقرأ وصل.

- | | |
|--------------------------------|------------|
| 1) It digests food. | a) Heart |
| 2) It pumps blood. | b) Bone |
| 3) It helps us move. | c) Skin |
| 4) It protects the body parts. | d) Stomach |
| | e) Skip |



Choose the correct word(s).

اختر الكلمة الصحيحة.

- 1) Drink medicine (without - with - in) an adult.
- 2) When we are ill, we go to the (school - hospital - zoo).
- 3) Doctors and nurses (give - check - digest) our health.
- 4) Doctors give us (medicine - soap - tissue).
- 5) The girls (sky - skip - skin) in the garden.
- 6) The boy (kicks - hurts - feels) the ball.
- 7) The (soap - duck - foot) is black.
- 8) Wash your hands with (brush - soap - medicine).
- 9) I am a nurse. I help (healthy - sick - good) children at hospital.
- 10) I'm (well - sick - happy) because I have a headache.

Unit (2) What's the matter?



Unscramble the following words to make correct sentences. أعد ترتيب الكلمات الآتية لتكون جملًا صحيحة.

1) happy – and – Smile – be.

2) matter – What – is – the?

3) cold – have – a – I.

4) my – This – stomach – is.

5) well – teeth – Brush – your.



Read and tick (✓) or (X). اقرأ وضع علامة (✓) أو (X).

Sarah is a nurse. She works in a hospital. She helps sick children. She loves her job! She likes seeing happy, healthy children when they go home.

1) Sarah is a doctor. ()

2) She works in a hospital. ()

3) Sarah doesn't like her job. ()

4) Sarah helps sick children. ()



Final Revision

Final Revision



انظر وضع (✓) بجوار الجملة الصحيحة. Look and tick (✓) the correct sentence.



1) I have a headache.

2) I have a fever.

☐
☐


1) This is my heart.

2) This is my nose.

☐
☐


1) Nurses give us medicine.

2) I eat healthy food.

☐
☐


1) The duck is black.

2) The duck is white.

☐
☐


انظر إلى الصور و أكمل بـ: Look at the pictures and complete with:

mouth - sick - lemon - cough - foot



I have a



I am

نفوه في أي عمل عليه العلامة دي ذاكروولى

Unit (2) What's the matter?



This is my



I drink water with



9 Punctuate the following.

ضع علامات الترقيم على ما يلي.

1- Can i get some medicine

2- i clean my teeth

3- what does my stomach do

4- smile and be happy



10 Copy the following sentence.

انسخ الجملة الآتية.

I speak English well.

Final Revision

Unit (3) On the weekend



Supply the missing letter(s).

أكمل الحروف الناقصة.



s_o_ts



m_s_c




ma_n_t




d_aw



p_ot_s



y_ll_w



g_e_n



s_id_r




f_otb_ll



b_tt_e



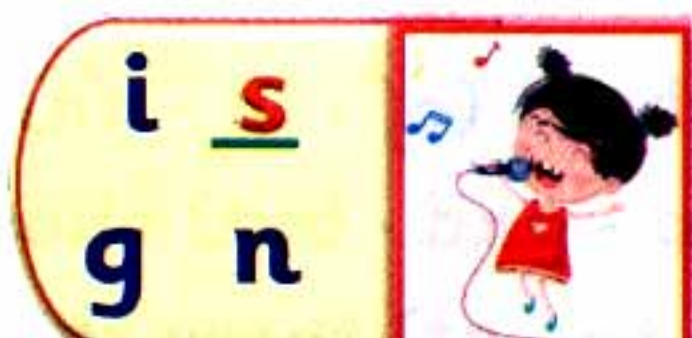
sc_ss_rs



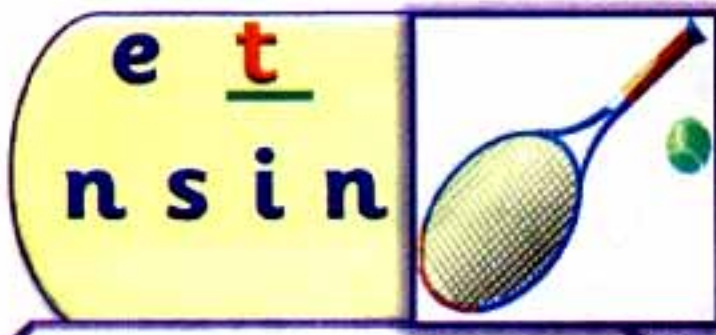



sp_c_



2 Look at the pictures and unscramble the letters. انظر إلى الصور وأعد ترتيب الحروف.

l a
k_wi_s
g_ns n i
e_l t

Unit (3) On the weekend



3 Read and match.

اقرأ وصل.

- | | |
|---------------------------|------------------------------|
| 1) What time is it? | a) but I don't like fishing. |
| 2) What are you drawing? | b) No, I don't. |
| 3) I like playing sports, | c) It's nine twenty. |
| 4) What color is it? | d) I'm drawing a fish. |
| | e) It is black. |



4 Choose the correct word(s).

اختر الكلمة الصحيحة.

- 1) He (am - is - are) listening to music.
- 2) She is (collect - collects - collecting) magnets.
- 3) I like fish, (but - and - to) I don't like rice.
- 4) What (home - clock - time) is it?
- 5) They like playing (sports - lunch - space).
- 6) What (time - color - name) is it? - It is blue.
- 7) We don't go to school (of - in - on) Fridays.
- 8) I like ice cream (to - and - but) chocolate.
- 9) I play tennis (on - to - at) three thirty.
- 10) A (ball - clock - magnet) attracts metal objects.

Final Revision



أعد ترتيب الكلمات الآتية لتكون جملاً صحيحة. Unscramble the following words to make correct sentences.

1) color – it – What – is?

2) listening – music – to – They – are.

3) tennis – I – thirty – play – at – three .

4) past – half – It's – seven.

5) you – drawing – What – are?



اقرأ وضع علامة (✓) أو (X). Read and tick (✓) or (X).

We are friends. I am drawing pictures. Omar is collecting magnets. Sara is taking photos. Hana is playing sports. Hany is having lunch. We are happy.

1) I am collecting magnets. ()

2) Sara is taking photos. ()

3) Hana is having lunch. ()

4) We are happy. ()

Unit (3) On the weekend



انظر وضع (✓) بجوار الجملة الصحيحة. Look and tick (✓) the correct sentence.



- 1) It's four thirty.
2) It's quarter past four.

☐
☐


- 1) He's playing tennis.
2) He's playing football.

☐
☐


- 1) I like drawing.
2) I'm taking photos.

☐
☐


- 1) He can't walk.
2) He can play.

☐
☐


انظر إلى الصور و أكمل بـ: Look at the pictures and complete with:

yellow - swimming - past - magnet



It's a



It's half seven.

Final Revision



I like



He likes



9 Punctuate the following.

ضع علامات الترقيم على ما يلي.

1- i am very excited

2- what time is it

3- i like taking photos

4- what do you do on the weekend



10

Copy the following sentence.

انسخ الجملة الآتية.

I draw pictures on Friday.



تابع جديد ذاكرولي على موقعنا
<https://www.zakrooly.com>

Al-Baher / Connect (3) First Term

237



هذا العمل خاص بموقع ذاكرولي التعليمي ولا يسمح بتداوله على مواقع أخرى

Unit (4) At home

Unit (4) At home



Supply the missing letter(s).

أكمل الحروف الناقصة.



cu _boa _d



t _ _le



la _ _



c _ _ck




s _f _



tel _vi _ion



ar _cha _r



k _ _fe



p _per cl _p



n _ _l



d _se _t



v _ge _ables



Look at the pictures and unscramble the letters. انظر إلى الصور وأعد ترتيب الحروف.

n d
a _ss l g
s at v e
l a s b
e g e

238

Final Revision

Final Revision



Read and match.

اقرأ وصل.

- | | |
|-------------------------------|--------------------------|
| 1) Where is the lamp? | a) I sweep the floor. |
| 2) How can you help at home? | b) There is an armchair. |
| 3) What's in the living room? | c) equals six. |
| 4) Two times three | d) No, I don't know. |
| | e) It is on the table. |



Choose the correct word(s).

اختر الكلمة الصحيحة.

- I'm looking (to - for - of) my math book.
- How can you (help - helps - helping) at home?
- Glass is (solid - liquid - gas).
- Eight divided by four equals (two - three - five).
- She is sitting on the (hair - chair - beard).
- He is wearing a (bear - pair - beard) of socks.
- Our TV is in the (kitchen - bathroom - living room).
- Egypt has many natural (resources - cars - rivers).
- We melt sand and chemicals to make a (solid - liquid - gas).

Unit (4) At home

10) We use a (knife - paper clip - bike) for our food.

5 Unscramble the following words to make correct sentences. أعد ترتيب الكلمات الآتية لتكون جملًا صحيحة.

1) watch - the - We - room - in - TV - living.

2) sand - the - We - desert - from - take .

3) has - natural - Egypt - many - resources.

4) from - We - glass - make - can - sand.

5) give - plants - to - farmers - water - the.

6 اقرأ وضع علامة (✓) أو (X). Read and tick (✓) or (X).

My name is Maged. I'm nine years old. I live in a big house. I like sitting in the living room. It has many beautiful things. The lamp is on the table. The table is across from the cupboard. The sofa is next to the table. The armchair is across from the television.

1) Maged is nine years old. ()

2) He likes sitting in the dining room. ()

3) The lamp is behind the table. ()

4) The armchair is across from the television. ()

Final Revision



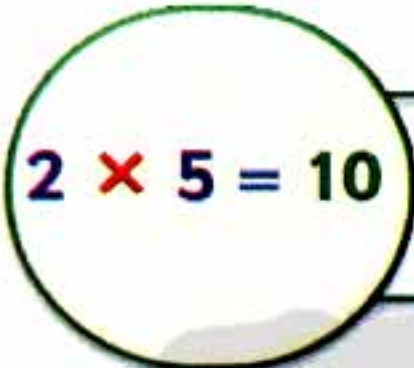
انظر وضع (✓) بجوار الجملة الصحيحة. Look and tick (✓) the correct sentence.



- 1) This is a cupboard.
- 2) This is an armchair.

☐
☐


- 1) This is a clock.
- 2) This is a lamp.

☐
☐


- 1) Two times five equals ten.
- 2) Ten divided by two equals five.

☐
☐


- 1) We get glass from sand.
- 2) We get water from the Nile.

☐
☐


8 Look at the pictures and complete with: انظر إلى الصور و أكمل بـ:

equals - sand - lamp - find




There's a on the table.



We take from the desert.

Unit (4) At home



$$3 \times 5 = 15$$

I can't my math book.

Three times five fifteen.



9 Punctuate the following.

ضع علامات الترقيم على ما يلي.

1- what's in your living room

2- there's a bookcase behind the table

3- what is three times five

4- She likes ice cream chocolate and candy.



10 Copy the following sentence.

انسخ الجملة الآتية.

Bikes are made of metal.

Final Revision

Unit (5) At the zoo



Supply the missing letter(s).

أكمل الحروف الناقصة.



el_ph_nt



gir_ff_



hi_p_



li_n



p_n_a



pen__in




pl__t




pol_u_e




r_c_cle



gla__



p_p_r





pl_s_ic

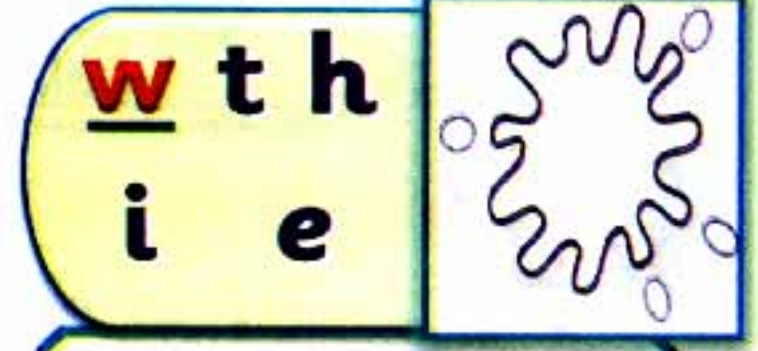


Look at the pictures and unscramble the letters.

انظر إلى الصور وأعد ترتيب الحروف.



Unit (5) At the zoo



3 Read and match.

اقرأ وصل.

- 1) Let's watch the penguins. a) They are at the zoo.
- 2) Where are the hippos? b) recycling glass?
- 3) How about c) Good idea.
- 4) Plant flowers d) This is a lake.
- e) to help bees.



4 Choose the correct word(s).

اختر الكلمة الصحيحة.

- 1) I'm very (excited - exciting - excite).
- 2) (When - Where - Why) are the pandas?
- 3) (Where - How - When) about going to the lions?
- 4) (Putting - Put - Puts) water and food for the birds.
- 5) Where (am - is - are) the photo?
- 6) The whale is (yellow - brown - white).
- 7) The (elephant - cat - dog) is very big.
- 8) My favorite (book - animal - pen) is the penguin.
- 9) Go (street - straight - great) and turn right.
- 10) The lion is very (little - strong - gray).

Final Revision



أعد ترتيب الكلمات الآتية لتكون جملاً صحيحة. Unscramble the following words to make correct sentences.

1) watch – Let's – the – hippos .

2) the – sea – Don't – pollute.

3) here – When – the – elephant – is?

4) gray – is – The elephant.

5) my – is – This – photo.



اقرأ وضع علامة (✓) أو (X). Read and tick (✓) or (X).

There are many animals. Elephants eat plants. Pandas eat bamboo. Giraffes eat leaves. Penguins eat fish. The lion is strong. The giraffe has a long neck.

1) Pandas eat bamboo. ()

2) Elephants eat meat. ()

3) Penguins eat fish. ()

4) The giraffe has a short neck. ()

نفوه في أي عمل عليه العلامة ري ذاك راولي

Unit (5) At the zoo



انظر وضع (✓) بجوار الجملة الصحيحة. Look and tick (✓) the correct sentence.



- 1) The panda eats bamboo.
- 2) The lion eats meat.

☐
☐


- 1) The lion is big.
- 2) The lion is small.

☐
☐


- 1) Let's watch the lions.
- 2) Let's watch the penguins.

☐
☐


- 1) The lion eats meat.
- 2) The giraffe eats leaves.

☐
☐


انظر إلى الصور و أكمل بـ: Look at the pictures and complete with:

(going - habitats - whale - watch)



Let's the penguins.



The is big.

نفوه في أي عمل عليه العلامة دي ذاك رول

Final Revision



Clean animal
with your friends.



How about by
car?



9 Punctuate the following.

ضع علامات الترقيم على ما يلي.

1- where are the hippos

2- penguins are black and white

3- where does an elephant live

4- that s a good idea!



10 Copy the following sentence.

انسخ الجملة الآتية.

I like pandas.



تابعنا على صفحتنا على الفيسبوك
www.facebook.com/ZakroolySite



Unit (6) Let's go to the circus!

Unit (6) Let's go to the circus!



Supply the missing letter(s).

أكمل الحروف الناقصة.



c_rc_s



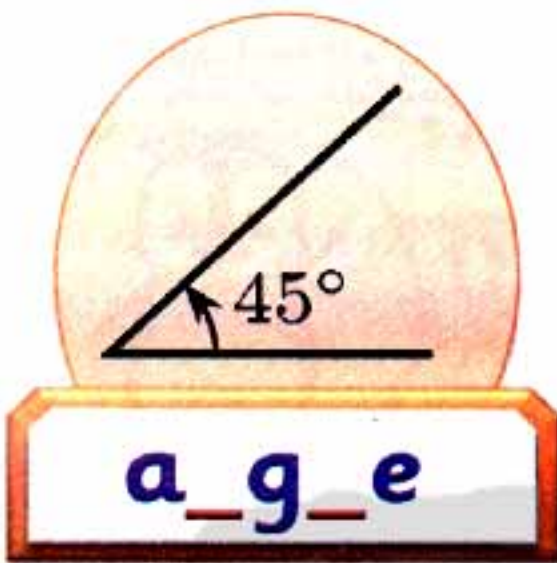
clo_n



squ_re




rho_b_s



a_g_e



j_g_ler



cl_ud



po__d



fl_w_r



m_u_h



m__se





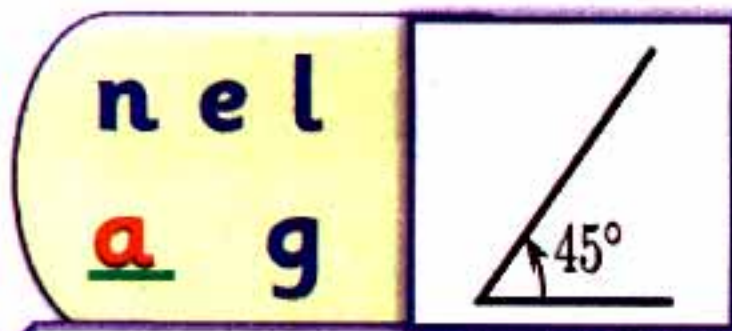
a_ro_at



Look at the pictures and unscramble the letters. انظر إلى الصور وأعد ترتيب الحروف.



Final Revision



3 Read and match.

اقرأ وصل.

- 1) What can
- 2) He's short
- 3) A rhombus has
- 4) The clown is

- a) 4 equal sides.
- b) very funny.
- c) and fat.
- d) you see?
- e) a right angle.



4 Choose the correct word(s).

اختر الكلمة الصحيحة.

- 1) We're (on - at - for) the circus.
- 2) What does he (play - eat - look) like?
- 3) He is short and (fat - tall - long).
- 4) A/An (square - rectangle - angle) is when two lines meet.
- 5) The (clown - dog trainer - teacher) loves animals.
- 6) The clown is very (funny - sad - angry).
- 7) I can (make - do - play) the experiment.
- 8) There (is - am - are) six clowns in the circus.
- 9) The cow has a flower (on - in - by) its mouth.
- 10) The (juggler - acrobat - ringmaster) throws balls.

Unit (6) Let's go to the circus!



5 Unscramble the following words to make correct sentences. أعد ترتيب الكلمات الآتية لتكون جملاً صحيحة.

1) does – look – the – What – clown – like?

2) angle – 90 – is – A right – degrees.

3) clown – The – is – funny – very.

4) many – clowns – How – there – are?

5) mouse – cloud – is – The – under – the.



6 Read and tick (✓) or (X). اقرأ وضع علامة (✓) أو (X).

I go to the circus. I can see the juggler, the acrobat and the ringmaster. There is a young, fat clown. He is at the circus. He is very funny

1) I go to school. ()

2) I can see the acrobat. ()

3) The clown is fat. ()

4) The ringmaster is at the circus. ()



250

Final Revision



هذا العمل خاص بموقع ذاكروولى التعليمي ولا يسمح بتداوله على مواقع أخرى

Final Revision



انظر وضع (✓) بجوار الجملة الصحيحة. Look and tick (✓) the correct sentence.



1) The mouse is under a cloud.

☐


2) The cow has a flower in its mouth.

☐


1) He's a fat clown.

☐

2) He's a thin juggler.

☐


1) A rectangle has 2 long sides and 2 short sides.

☐

2) A rhombus has 4 equal sides.

☐


1) He is short and fat.


☐

2) He is tall and thin.

☐


انظر إلى الصور و أكمل بـ: Look at the pictures and complete with:

circus - square - funny - do



I can the experiment.



The has 4 sides.



تابع جديد ذاكروولي على موقعنا

<https://www.zakrooly.com>

Al-Baher / Connect (3) First Term

251



هذا العمل خاص بموقع ذاكروولي التعليمي ولا يسمح بتداوله على مواقع أخرى

الباهر

موقع ذاكروولي التعليمي

الصف الثالث الابتدائي

Unit (6) Let's go to the circus!



The clown is very

We're at the



9 Punctuate the following.

ضع علامات الترقيم على ما يلي.

1- what can you see

2- the clown is very funny

3- the cow has a flower in its mouth

4- do you like the circus



10

Copy the following sentence.

انسخ الجملة الآتية.

What does the clown look like?

اكتب ذاكرولي في البحث وانضم لجروبات ذاكرولي
مع رياض الأطفال للصف الثالث الاعدادي

Final Revision

Test (1)



Supply the missing letter(s).

أكمل الحروف الناقصة.



h _ n g _ y



h _ a _ t



k _ t c _ e n

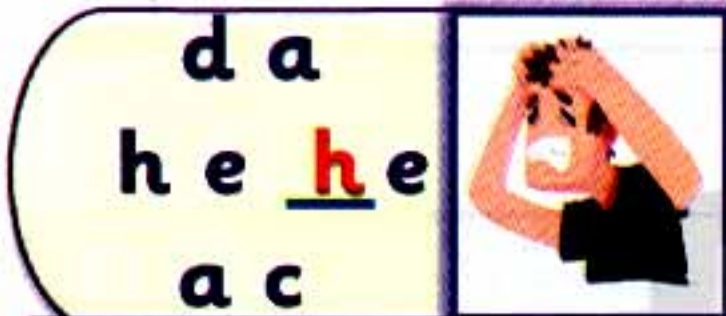


c l _ _ n



Look at the pictures and unscramble the letters.

انظر إلى الصور وأعد ترتيب الحروف.

d a
h e h e
a ck i t
r _ sn a g
t m e

Read and match.

اقرأ وصل.

- 1) Do you
- 2) I'm sick
- 3) What's in the living room?
- 4) I play tennis

- a) at half past ten.
- b) There's a clock.
- c) There's an elephant.
- d) like the circus?
- e) because I have a headache.



Choose the correct word(s).

اختر الكلمة الصحيحة.

- 1) (What - When - Where) is the matter?
- 2) If you are ill, go to the (zoo - hospital - school).
- 3) She (feel - feels - feeling) sick.
- 4) He (am - is - are) listening to music.
- 5) How do you (help - helps - helping) at home?

Tests

5 Unscramble the following words to make correct sentences. أعد ترتيب الكلمات الآتية لتكون جملاً صحيحة.

1) like – and – I – cake – chocolate.

2) happy – are – We – .

6 Look and tick (✓) the correct sentence. انظر وضع (✓) بجوار الجملة الصحيحة.



1) This is my head.

2) This is my mouth.

☐
☐


1) He's tall and thin.

2) He's short and fat.

☐
☐

7 Look at the pictures and complete with: انظر إلى الصور و أكمل بـ:

Plant - clean - clown



The is very funny.



..... flowers to help bees.

8 Punctuate the following. ضع علامات الترقيم على ما يلي.

- he is short and fat

Final Revision

Test (2)



Supply the missing letter(s).

أكمل الحروف الناقصة.



u_ha_py



b_ar_




j_gg_er



h__r



Look at the pictures and unscramble the letters. انظر إلى الصور وأعد ترتيب الحروف.

i m
w_si n i
f g s
he m a
g n t

Read and match.

اقرأ وصل.

- 1) You can brush
- 2) I make
- 3) Three time five
- 4) He's

- a) equals fifteen.
- b) drawing a picture.
- c) your teeth well.
- d) my bed.
- e) two o'clock.



Choose the correct word(s).

اختر الكلمة الصحيحة.

- 1) The (clown - juggler - dog trainer) loves animals.
- 2) I like the panda, (and - but - so) I don't like the lion.
- 3) The (heart - bone - skin) protects the body.
- 4) (Have - Has - Do) some juice.

Tests

5) They are (**collect** - **collects** - **collecting**) magnets.

5 Unscramble the following words to make correct sentences. أعد ترتيب الكلمات الآتية لتكون جملاً صحيحة.

1) playing - **I** - sports - like.

2) the - **Where** - pandas - are?

5 Read and tick (✓) or (X). اقرأ وضع علامة (✓) أو (X).

Grandpa is seventy years old. He has gray hair and a gray beard. He's wearing a pair of black glasses. He is sitting on a red armchair.

1) Grandpa is seventy years old. ()

2) He has a black beard. ()

3) He has red glasses. ()

4) He's sitting on a red armchair. ()

7 Punctuate the following. ضع علامات الترقيم على ما يلي.

- how do you feel

8 Copy the following sentence. انسخ الجملة الآتية.

I love the clown.

Final Revision

Test (3)



Supply the missing letter(s).

أكمل الحروف الناقصة.



mu_i_



fo_t_all



th_rs_y




c_pb_ard



2

Look at the pictures and unscramble the letters.

انظر إلى الصور وأعد ترتيب الحروف.

r e
i d te i c
d m i
n et a h
c s o m

3

Read and match.

اقرأ وصل.

- 1) What is that?
- 2) I have a fever.
- 3) Let's watch the elephant.
- 4) What does he look like?

- a) Good idea.
- b) He's tall and fat.
- c) It's my pencil case.
- d) Go straight.
- e) Go to the doctor.



4

Choose the correct word(s).

اختر الكلمة الصحيحة.

- 1) I (make - sweep - cut) my bed.
- 2) The hippo is very (small - tall - big).
- 3) We're (on - about - at) the circus.
- 4) A bee sits (of - on - for) a leaf.
- 5) The heart (digests - protects - pumps) blood to my body.

لا تفس الاشتراك في
قنوات ذاكرولي
على تطبيق الليجرام

Tests

5 Unscramble the following words to make correct sentences. أعد ترتيب الكلمات الآتية لتكون جملاً صحيحة.

1) is – a picture – He – drawing.

2) sides – A square – 4 – has.

6 Look and tick (✓) the correct sentence. انظر وضع (✓) بجوار الجملة الصحيحة.



1) The whale is very big.

2) The elephant is very big.

☐
☐


1) She is sorting trash.

2) She is planting a tree.

☐
☐

7 Look at the pictures and complete with: انظر إلى الصور و أكمل بـ:

o'clock - cough - half



She has a



It's seven

8 Punctuate the following. ضع علامات الترقيم على ما يلي.

- how are you

Final Revision

Test (4)



Supply the missing letter(s).

أكمل الحروف الناقصة.



b _ n _



h _ _ rt




a _ mc _ air



sq _ _ re



Look at the pictures and unscramble the letters. انظر إلى الصور وأعد ترتيب الحروف.

r a
t w el a p
h e n
t es a
o f

Read and match.

اقرأ وصل.

- 1) Where's the cat?
- 2) How do you feel?
- 3) Bones help
- 4) He likes

- a) I feel sick.
- b) collecting magnets.
- c) It's on the bed.
- d) Yes, I do.
- e) us move.



Choose the correct word(s).

اختر الكلمة الصحيحة.

- 1) Doctors (give - check - play) our health.
- 2) You can drink (cake - meat - water).
- 3) I (have - has - do) a fever.
- 4) The boy (kicks - goes - eats) the ball.
- 5) What are you (draw - draws - drawing)?

Tests

5 اعد ترتيب الكلمات الآتية لتكون جملاً صحيحة. **Unscramble the following words to make correct sentences.**

1) is – The – swimming – king.

2) our – Doctors – health – check.

6 اقرأ وضع علامة (✓) أو (X). **Read and tick (✓) or (X).**

Hany and Hana are at home in their living room. They are talking to Mommy. Mommy feels unhappy and tired. They help her clean the kitchen. Now Mommy is happy.

1) Hany and Hana are in the living room. ()

2) They are talking to Daddy. ()

3) Mommy is unhappy. ()

4) They clean the kitchen. ()

7 ضع علامات الترقيم على ما يلي. **Punctuate the following.**

- where is Youssef

8 انسخ الجملة الآتية. **Copy the following sentence.**

I can read with you.

Final Revision

Test (5)



Supply the missing letter(s).


أكمل الحروف الناقصة.



h _ spi _ al



b _ a _ k



c _ i _



s _ id _ r



2

Look at the pictures and unscramble the letters.

انظر إلى الصور وأعد ترتيب الحروف.



3

Read and match.

اقرأ وصل.

- 1) What can
- 2) How about
- 3) What's the matter?
- 4) Two times three

- a) I have a cold.
- b) equals six.
- c) going to the elephants?
- d) you do?
- e) go to the zoo.



4

Choose the correct word(s).

اختر الكلمة الصحيحة.

- 1) Where (am - is - are) the panda?
- 2) The giraffe (have - has - is) a long neck.
- 3) Water is a (liquid - gas - solid).
- 4) She (feel - feels - feeling) angry.
- 5) The (heart - bone - stomach) pumps blood to my body.

Tests

5 Unscramble the following words to make correct sentences. أعد ترتيب الكلمات الآتية لتكون جملًا صحيحة.

1) are - sad - Why - you?

2) feel - I - excited.

6 Look and tick (✓) the correct sentence. انظر وضع (✓) بجوار الجملة الصحيحة.



1) There are many animals.

2) There are many trees.

☐
☐


1) It's six o'clock.

2) It's three o'clock.

☐
☐

7 Look at the pictures and complete with: انظر إلى الصور و أكمل بـ:

playing - sweeping - cough



She's the floor.



I have a

8 Punctuate the following. ضع علامات الترقيم على ما يلي.

- what's the matter

Final Revision

Test (6)



Supply the missing letter(s).

أكمل الحروف الناقصة.



a _ rob _ t



ch _ _ r



l _ n _ h



s _ is _ ors



Look at the pictures and unscramble the letters.

انظر إلى الصور وأعد ترتيب الحروف.

t h i
c _ k n eh p u
a y p na _ s _ p
c _ e

Read and match.

اقرأ وصل.

- 1) Do you like pop music?
- 2) They are
- 3) He likes taking
- 4) My favorite color

- a) photos.
- b) is light blue.
- c) Yes, I do.
- d) play tennis.
- e) singing a song.



Choose the correct word(s).

اختر الكلمة الصحيحة.

- 1) The (nurse - clown - juggler) can throw rings and balls.
- 2) I (play - eat - sleep) for 8 hours every night.
- 3) (This - These - They) is my heart.
- 4) My (skin - heart - bone) pumps blood.

Tests

5) He listens to (sports - pictures - music).

5) أعد ترتيب الكلمات الآتية لتكون جملاً صحيحة. Unscramble the following words to make correct sentences.

1) do - What - you - do?

2) has - poles - A magnet - two.

6) اقرأ وضع علامة (✓) أو (X). Read and tick (✓) or (X).

Sara is a nurse. She works in a hospital. She helps sick children. She loves her job. She likes seeing happy, healthy children when they go home.

1) Sara is a nurse. ()

2) She works in a school. ()

3) She helps sick children. ()

4) She doesn't like her job. ()

7) ضع علامات الترقيم على ما يلي. Punctuate the following.

- i like apples, oranges and bananas

8) انسخ الجملة الآتية. Copy the following sentence.

I am Egyptian.

تابعنا على صفحتنا على الفيسبوك
www.facebook.com/ZakrolySite

Final Revision

Test (7)



Supply the missing letter(s).

أكمل الحروف الناقصة.



st_m_ch



r_c_cle



s_o_er



n_i_s



2 Look at the pictures and unscramble the letters.

انظر إلى الصور وأعد ترتيب الحروف.

u t o
h _ mn u e i
n _ p gk c o a
o e s _ b

3 Read and match.

اقرأ وصل.

1) What time is it?

a) and thin.

2) He's tall

b) to the circus!

3) Let's go

c) an elephant.

4) There are

d) It's seven o'clock.

e) chairs across from the TV.



4 Choose the correct word(s).

اختر الكلمة الصحيحة.

1) She (feel - feels - feeling) tired.

2) Eat (healthy - unhealthy - bad) food.

3) They are (play - plays - playing) sports.

4) We go to the zoo (in - on - at) Friday.

Tests

5) (What - When - Why) color is it?

5 Unscramble the following words to make correct sentences. أعد ترتيب الكلمات الآتية لتكون جملًا صحيحة.

1) can - see - I - a cow.

2) do - How - feel - you ?

6 Look and tick (✓) the correct sentence. انظر وضع (✓) بجوار الجملة الصحيحة.



1) The leaf is green.

2) The chair is green.

☐
☐


1) This is my lunchbox.

2) This is my bag.

☐
☐

7 Look at the pictures and complete with: انظر إلى الصور و أكمل بـ:

monkey - hair - chair



The is my favorite animal.

He has red

8 Punctuate the following. ضع علامات الترقيم على ما يلي.

- she likes ice cream

Final Revision

Test (8)



Supply the missing letter(s).

أكمل الحروف الناقصة.



s _ u a _ e



k _ _ g



m _ s _ c




b _ _ rd



Look at the pictures and unscramble the letters.

انظر إلى الصور وأعد ترتيب الحروف.

i n i l
v g
o m r oa r w
dd i p
e s r

Read and match.

اقرأ وصل.

- 1) What's the matter?
- 2) She learns
- 3) Can I get you anything?
- 4) She is

- a) Yes, please.
- b) thirsty.
- c) I'm sick.
- d) English at school.
- e) Six o'clock.



Choose the correct word(s).

اختر الكلمة الصحيحة.

- 1) He (have - has - is) a headache.
- 2) How (do - does - is) you feel?
- 3) We take sand from the (river - lake - desert).
- 4) I like ice cream (and - but - so) juice.

Tests

5) You can play (magnet - tennis - lunch).

5 أعد ترتيب الكلمات الآتية لتكون جملاً صحيحة. Unscramble the following words to make correct sentences.

1) sad - you - Why - are ?

2) is - Hana - music - to - listening.

5 اقرأ وضع علامة (✓) أو (X). Read and tick (✓) or (X).

My name is Malak. I go to school in Cairo. I like my teacher and my class very much. In my class, we have friends who need special help. Amir can't walk. Laila can't hear. We help our friends.

1) Malak goes to school in Cairo. ()

2) She doesn't like her teacher. ()

3) Amir can't walk. ()

4) They help their sisters. ()

7 ضع علامات الترقيم على ما يلي. Punctuate the following.

- we are happy

8 انسخ الجملة الآتية. Copy the following sentence.

I feel excited.

تابعنا على صفحتنا على الفيسبوك
www.facebook.com/ZakrolySite

Final Revision

Test (9)



Supply the missing letter(s).

أكمل الحروف الناقصة.



p_p_r



p_n_uin



a_mcha_r



w_a_e



Look at the pictures and unscramble the letters.

انظر إلى الصور وأعد ترتيب الحروف.

e w p
s ea m
l po l n
w c

Read and match.

اقرأ وصل.

- 1) What are you drawing?
- 2) The heart
- 3) It's hot.
- 4) I feel

- a) I'm thirsty.
- b) angry.
- c) I'm drawing a fish.
- d) pumps blood.
- e) play football.



Choose the correct word(s).

اختر الكلمة الصحيحة.

- 1) Doctors give us (vegetables - medicine - soap).
- 2) (How - Where - When) do you feel? - I'm sick.
- 3) I (has - have - is) a headache.
- 4) I like apples (and - but - so) bananas.
- 5) The giraffe (live - lives - living) in the grasslands.

Tests

5 Unscramble the following words to make correct sentences. أعد ترتيب الكلمات الآتية لتكون جملاً صحيحة.

1) cat - is - My - sick.

2) bone - This - my - is.

6 Look and tick (✓) the correct sentence. انظر وضع (✓) بجوار الجملة الصحيحة.



1) There's a cat on the table. ☐

2) There's a lamp on the table. ☐



1) He's happy. ☐

2) He's hungry and thirsty. ☐

7 Look at the pictures and complete with: انظر إلى الصور و أكمل بـ:

swim - glass - sick



He is



He can

8 Punctuate the following. ضع علامات الترقيم على ما يلي.

- where are the pandas

Final Revision

Test (10)



Supply the missing letter(s).

أكمل الحروف الناقصة.



fl _ _ r



rh _ m _ us



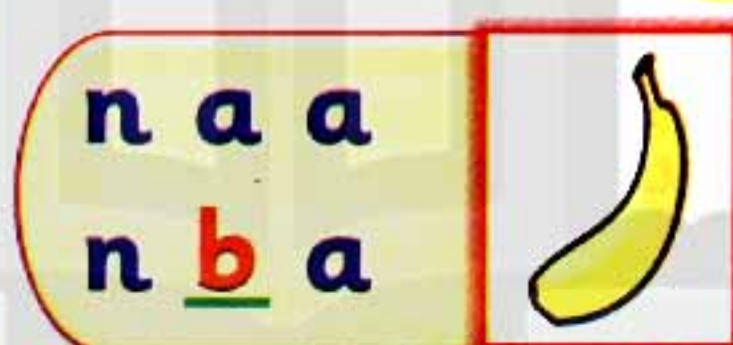
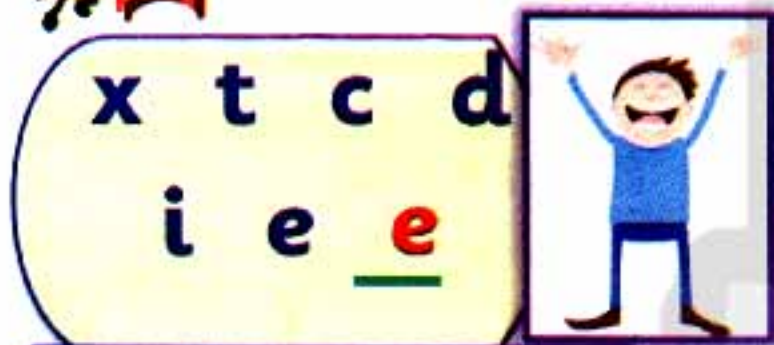
l _ m _



s _ or _ s



Look at the pictures and unscramble the letters. انظر إلى الصور وأعد ترتيب الحروف.



Read and match.

اقرأ وصل.

- | | |
|-----------------------|------------------------|
| 1) I'm looking | a) in the living room? |
| 2) There's a bookcase | b) from the Nile. |
| 3) What's | c) behind the table. |
| 4) Farmers get water | d) for my math book. |
| | e) from the desert. |



Choose the correct word(s).

اختر الكلمة الصحيحة.

- (Put - Brush - Work) your teeth.
- How (do - does - is) you feel?
- (Don't - Doesn't - Can't) touch your face.
- He goes to school (on - by - at) car.



نفوقه في أي عمل عليه العلامة دي

Tests

5) The (heart - stomach - skin) digests food.

5) أعد ترتيب الكلمات الآتية لتكون جملاً صحيحة. Unscramble the following words to make correct sentences.

1) swimming – is – boy – The .

2) sad – Why – you – are ?

6) اقرأ وضع علامة (✓) أو (X). Read and tick (✓) or (X).

Water is a natural resource. Farmers get water from the Nile. They give water to the plants. Vegetables need water to grow. We buy vegetables at the market.

1) Water is a natural resource. ()

2) Farmers give milk to the plants. ()

3) We buy vegetables at the bank. ()

4) We get water from the Nile. ()

7) ضع علامات الترقيم على ما يلي. Punctuate the following.

- i eat vegetables fruit and chicken.

8) انسخ الجملة الآتية. Copy the following sentence.

I sleep in the bedroom.

تابع جديد ذاكرولي على موقعنا
<https://www.zakrooly.com>