



NLIHC's HoUSed Campaign for
Long-Term Housing Solutions

August 9, 2021

Agenda



Welcome

- Paul Kealey, NLIHC

Advancing Long Term Solutions: Updates, Resources & Next Steps

- Sarah Saadian, NLIHC

New CDC Eviction Moratorium

- Shamus Roller, NHLP

Converting Hotels into Permanent Housing: NAEH Case Studies

- Mary Tingerthal, Consultant to NAEH

Field Updates

- Nancy Brune, Guinn Center
- Teresa Hardy, NAACP of DeKalb County, Georgia
- David Young, Alabama Housing Finance Authority

ERA & ERASE Project Updates

- Sarah Gallagher & Emma Foley, NLIHC

Next Steps

Welcome

Paul Kealey

Chief Operating Officer

National Low Income Housing Coalition

pkealey@nlihc.org

Advancing Long Term Housing Solutions: Updates & Next Steps

Sarah Saadian

Vice President of Policy

National Low Income Housing Coalition

ssaadian@nlihc.org

New CDC Eviction Moratorium

Shamus Roller

Executive Director

National Housing Law Project

sroller@nhlp.org

Converting Hotels into Permanent Housing: Case Studies from NAEH

Mary Tingerthal

Consultant, National Alliance to End Homelessness

President

Tingerthal Group

marytingerthal@usa.net

Hotels to Housing

HoUSed Campaign National Call 8/9/21

Mary Tingerthal

Consultant to NAEH

marytingerthal@usa.net

Hotels to Housing Project

- Research programs/projects funded in 2020 for insights
- Provide input for policymakers developing ARP legislation and funded programs
- Develop case studies to assist states, localities, developers, owners and service providers with future program development and implementation

Hotels to Housing Case Studies

- Case Studies Available Now

www.endhomelessness.org/hotelstohousing

- Program level case studies
 - California, Oregon, Vermont, Hennepin Co. (MN)
- Project level case studies
 - San Diego, Fort Worth, Los Angeles (2)

Hotels to Housing Other Resources

- National Housing Conference Webinars

https://nhc.org/events/category/policy/?tribe_event_display=past

- Program level presenters
 - California, Oregon, Vermont
- Local level presenters
 - King County WA, Hennepin County MN, Fort Worth, TX

Field Updates

Nancy Brune

Founding Executive Director

Guinn Center

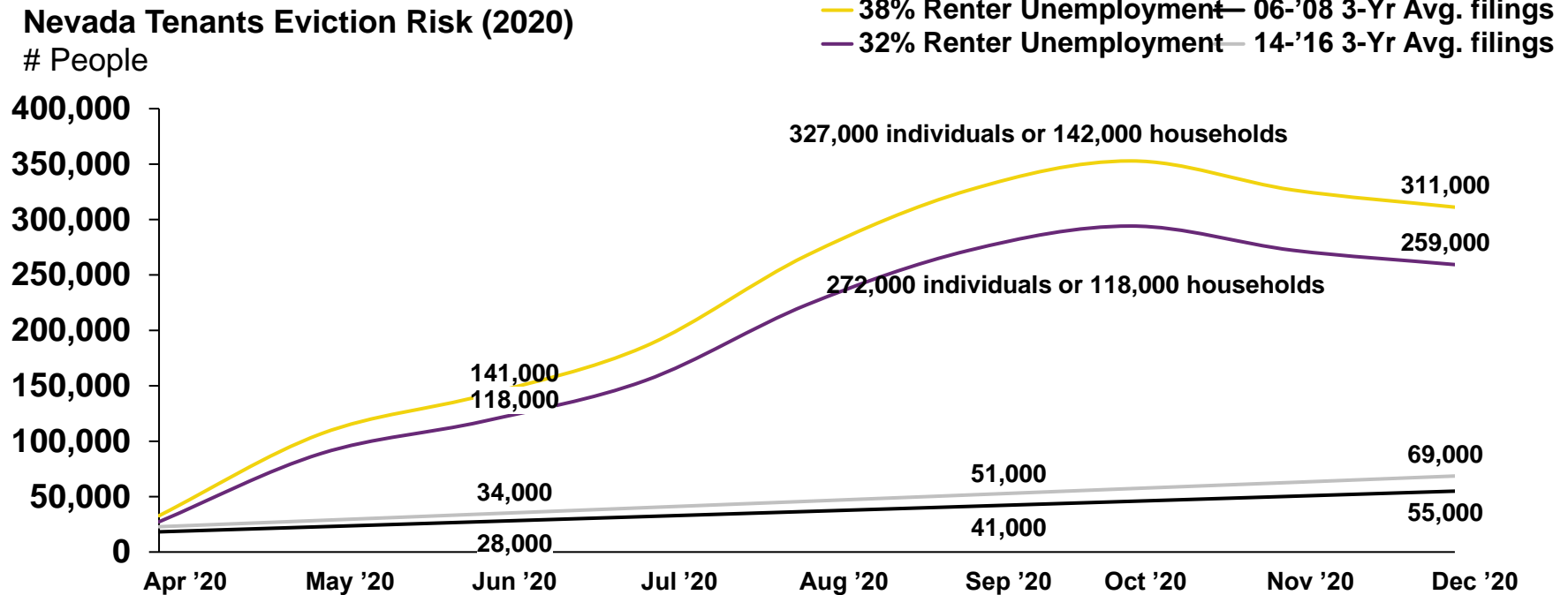
nbrune@guinncenter.org

Eviction Update: Nevada



Nancy Brune, Ph.D.
Executive Director, Guinn Center
nbrune@guinncenter.org

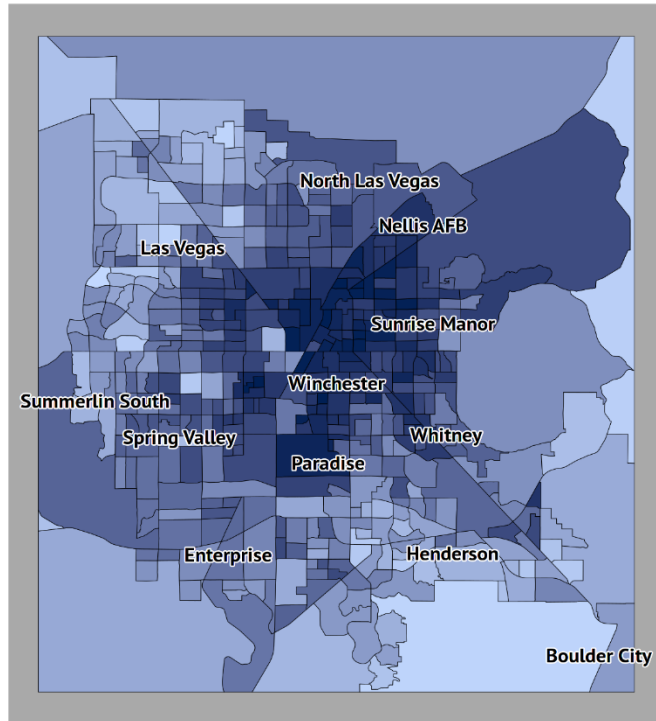
LAST SUMMER, WE ESTIMATED THAT **118,000-142,000 HOUSEHOLDS IN NEVADA** COULD STRUGGLE TO PAY THEIR RENT



Source: COVID-19 Eviction Defense Project Model, 6/5/2020. See Methodology Page for Details; Eviction Lab Nevada eviction filing data, scaled to have same denominator (renter households). Note: COVID-19 EDP model includes evictions, eviction filings, and cases where tenants move to avoid an eviction filing.

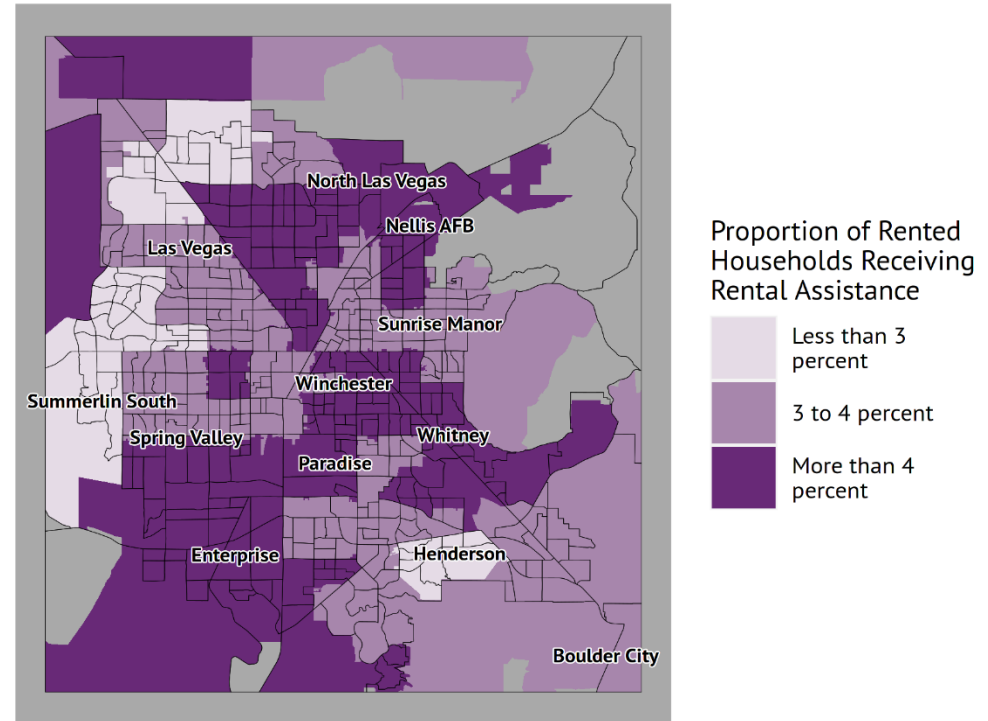
GOOD NEWS: Clark County has distributed \$162 million in rental utility assistance to 90,000 families in areas of greatest need

Emergency Rental Assistance
Prioritization Index



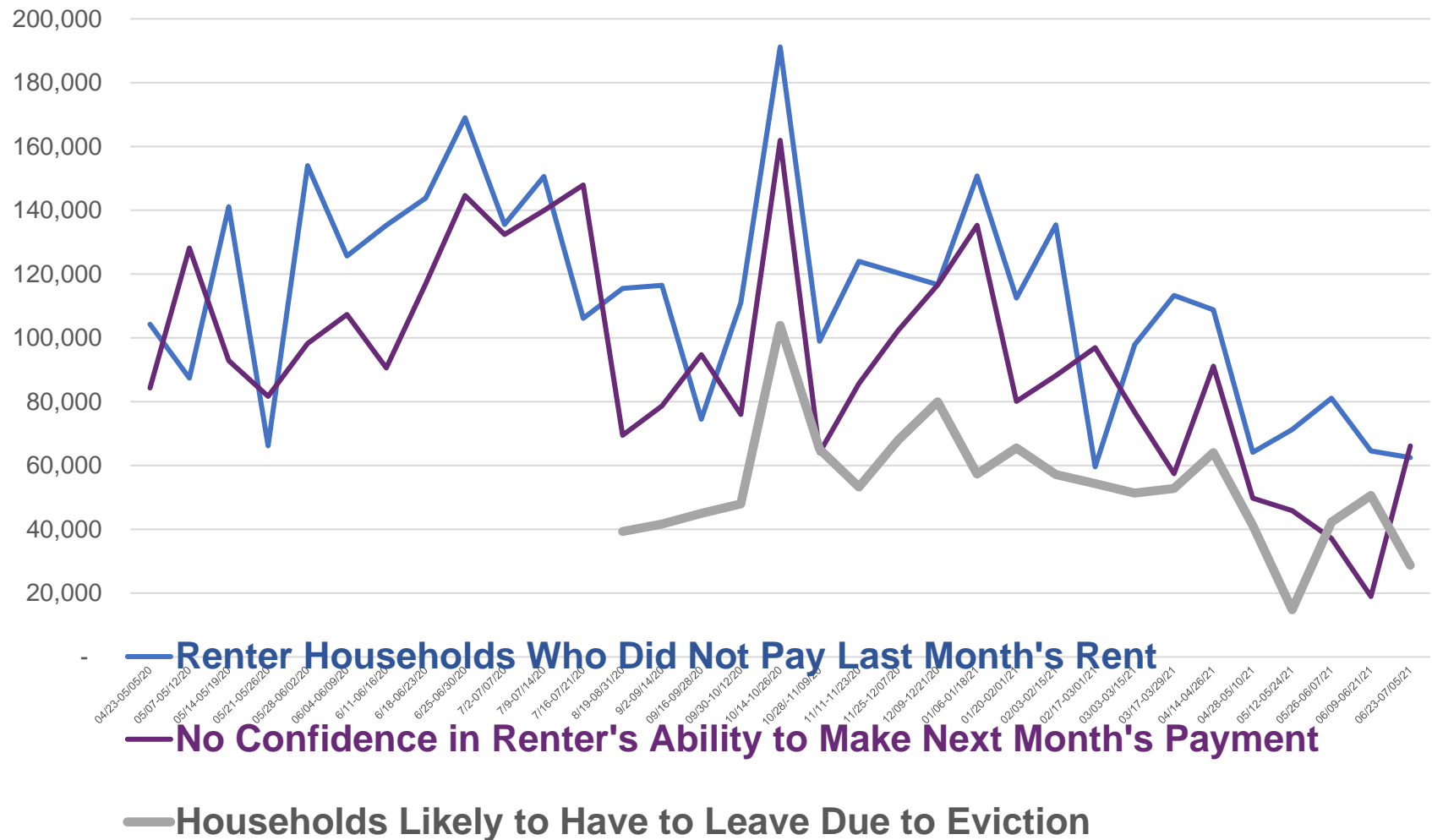
Source: Urban Institute Analysis of U.S. Census Bureau Data

Approximate Percentage of Households
Receiving CHAP Rental Assistance

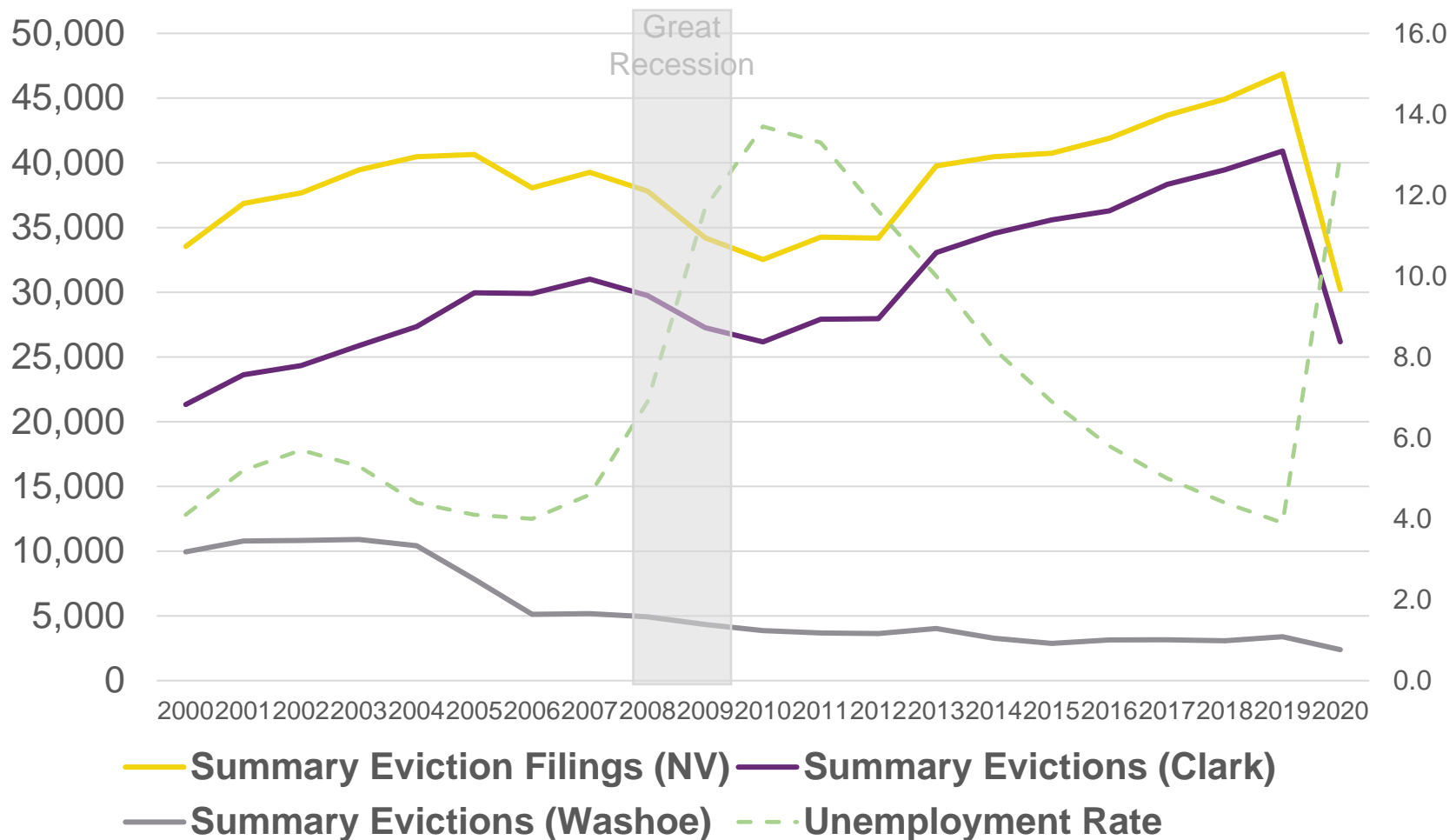


Source: Clark County Social Service and U.S. Census Bureau 2015-2019 ACS

NOT so good news: While eviction risk has declined, more than 50,000 Nevada households said were likely to be evicted



And.. historical data reveals evictions increased in Nevada as unemployment declined, and the economy began to recover



Field Updates

Teresa Hardy

President

NAACP DeKalb County, GA

president@naacpdekalb.org

Field Updates

David Young

Multifamily Administrator

Alabama Housing Finance Authority

dyoung@ahfa.com

ERA and ERASE Project Updates

Sarah Gallagher

ERASE Senior Project Director

National Low Income Housing Coalition

sgallagher@nlihc.org

Emma Foley

Research Analyst

National Low Income Housing Coalition

efoley@nlihc.org



NATIONAL LOW INCOME
HOUSING COALITION

Emergency Rental Assistance and ERASE

Updates on tracking and resources

August 9, 2021

Sarah Gallagher (she/her)

Senior Project Director

sgallagher@nlihc.org

Emma Foley (she/her)

Research Analyst

efoley@nlihc.org

ERASE Checklists Now Online



<https://nlihc.org/sites/default/files/End-Rental-Arrears-to-Stop-Evictions.pdf>

- ✓ Make a quick assessment of emergency rental assistance programs
- ✓ Lay out attributes for model programs
- ✓ Offer strategies for program implementation, partnership development and course correction

ERASE Webinar Series Part 3

This Wednesday



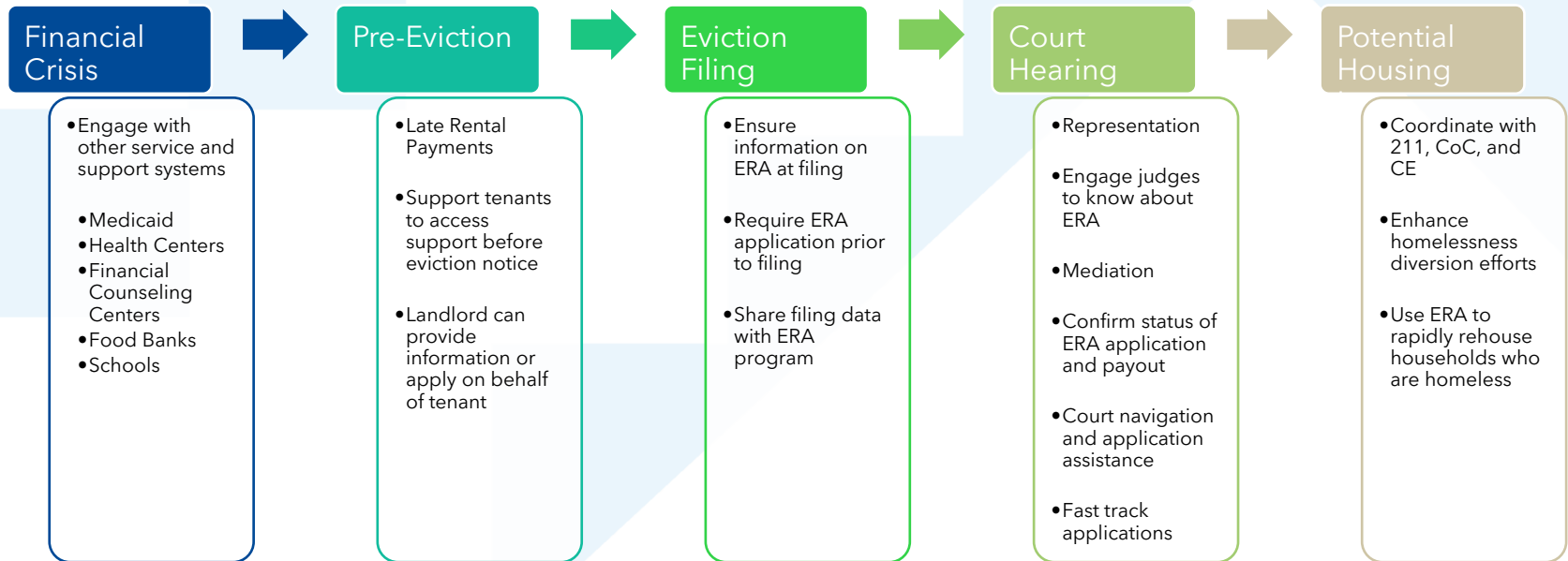
Preventive: Connecting Emergency Rental Assistance to Courts and Tenant Protections

August 11, 2021, 3:00 - 4:30 EST

Speakers include:

- Christine Stoneman, principal deputy chief performing duties as chief, United States Department of Justice
- Zack Zarnow, principal court management consultant, National Center for State Courts
- Samira Nazem, Associate Director of Programs & Advocacy at The Chicago Bar Foundation
- Jay Rose, independent housing legal services consultant
- Webb Brewer, general counsel for ERA, Memphis and Shelby County Emergency Rental Assistance Program
- Greg Payne, director, Maine Affordable Housing Coalition

Ensure Multiple Streamlined Ways for Assistance



Immediate State and Local Actions



- Create or extend state and local eviction moratorium
- Quickly distribute emergency rental assistance
- Adopt policies and procedural safeguards to ensure additional time for discovery and access to legal representation:
 - Postpone hearing eviction cases to give renters time to apply for and receive ERA.
 - Bar landlords from evicting tenants while an application is pending.
 - Bar landlords receiving ERA from evicting renters for at least 3 months.
- Enact additional renter protections
 - Right to counsel legislation
 - Develop and implement policies to seal eviction records

Immediate ERA Program Administrator Actions



- Increase communication efforts in courts
- Implement data-sharing between courts and ERA programs
- Be present in court
- Fast track applications
- Increase staffing
- Utilize ERA funding to fund legal attorneys

Additional Supports to Ensure Housing Stability



- Connect program, processes, and resources to local Continuum of Care and coordinated entry processes
- Provide a bridge to longer-term or intensive housing stability supports for household who have greater needs such as a history of homelessness, chronic health conditions or disabilities
- Provide or coordinate with case management and other support services to support long term stability

Updated! ERA Dashboard



NATIONAL LOW INCOME
HOUSING COALITION

492

Treasury ERA programs in database

Programs open or soon to open **94.9%**

Programs closed **4.7%**

35.6%

Programs serving households with federal rent subsidies

[See Programs](#)

55.3%

Programs allowing at least one form of self-attestation

[See Programs](#)

Self-attestation for COVID hardships **41.7%**

Self-attestation for income **15.4%**

Self-attestation for non-traditional income **24.4%**

Self-attestation for housing instability **12.2%**

Self-attestation for lease/ proof of tenancy **7.1%**

21.7%

Programs with additional prioritization

[See Programs](#)

27.0%

Programs allowing direct-to-tenant assistance

[See Programs](#)

47.4%

Programs covering other housing expenses

[See Programs](#)

Programs covering:

Relocation expenses **20.9%**

Late fees **16.7%**

Hotel/motel stays **7.3%**

Internet costs **24.8%**

Uncategorized housing expenses **14.0%**

Updates:

- Programs covering other housing expenses
- ERA1 Spending Tracker

Link: nlihc.org/era-dashboard

Updated! ERA Dashboard



NATIONAL LOW INCOME
HOUSING COALITION

Spending Tracker (ERA1)

15.5%

Total funding amount:
\$25.00 billion

Amount approved or distributed so far: **\$3.88 billion**

NLIHC tracks data on ERA 1 funds approved or distributed from all 50 state ERA programs, the District of Columbia's ERA program, and nearly 300 local ERA programs. The tracker includes information from (1) U.S. Department of the Treasury's Emergency Rental Assistance Program Monthly Compliance Report and Quarterly Reports, (2) publicly available data from program dashboards, (3) data from communications with program administrators and advocates, and (4) news articles. Data is not yet available for ERA programs run by the Department of Hawaiian Home Lands, Tribes and Tribally Designated Housing Entities, so the tracker does not include spending data from these grantees. This data will be added as it becomes available.

Additional data points and disaggregated spending and other data from state and local programs with ERA dashboards can be found [here](#) (see State spending rates in the third tab).

Link: nlihc.org/era-dashboard

New Resource!

ERA Spending Data



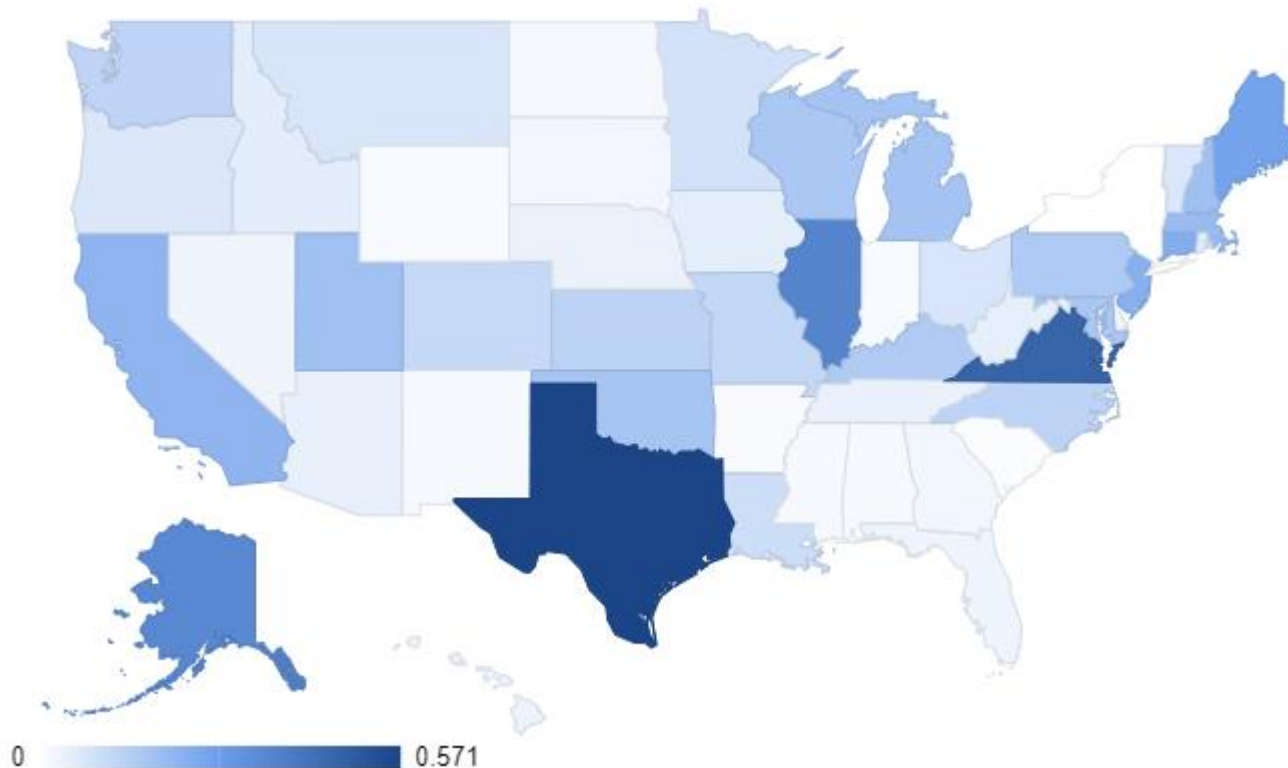
- **Link:** <https://bit.ly/3CyuaBS>
- **Data Available:**
 - Aggregated data for ERA programs
 - Program-level data for programs with public dashboards
 - Program-level data for state ERA programs
- **Data Sources:**
 - U.S. Department of the Treasury ERA Reports
 - Publicly available data from program dashboards
 - Data from communications with program administrators and advocates
 - News articles

New Resource!

ERA Spending Data

ERA1 Spending by State - Map

Click the map and hover over a state to see the percent spent.



Next Steps

Paul Kealey

Chief Operating Officer

National Low Income Housing Coalition

pkealey@nlihc.org

Resources

NLIHC's HoUSed Campaign
(nlihc.org/housed): Campaign
Updates