

City of Piedmont
COUNCIL AGENDA REPORT

DATE: November 15, 2021

TO: Mayor and Council

FROM: Sara Lillevand, City Administrator

SUBJECT: Piedmont Police Department Quarterly Report

RECOMMENDATION

This report is submitted for information purposes only.

BACKGROUND

The Piedmont Police Department Quarterly Report is provided to the Council and community as an overview of Departmental efforts aligned with its public safety mission as well as a summary of criminal offenses based on Uniform Crime Report (UCR) data. Note that the F.B.I. reporting requirements for the UCR uses crime definitions that vary slightly from California state law definitions or local standards. Therefore, it is not uncommon for the numbers shown in the UCR to differ from those taken directly from the Police Department's data system. For example, under California law, breaking into a secured/locked vehicle to steal something would be criminally charged as a Burglary. However, in the UCR, this would be reported as a Larceny-Theft. The UCR is the only officially utilized measure of crime rate utilized by the Piedmont Police Department for reporting purposes. Other reported crime statistics are provided for local interest and education only.

CRIME SUMMARY

The City of Piedmont experienced an increase in reportable offenses through the third quarter of 2021 as compared to the same period in 2020, from 253 UCR reportable offenses in 2020 to 267 UCR reportable offenses in 2021. The reported criminal offenses are those reported to the F.B.I. that occurred in the City of Piedmont through the third quarter of 2021. Please see the attached UCR comparison tables for reference.

The table below reflects the number of reported rapes, robberies, larceny thefts, burglaries and motor vehicle thefts reported through the third quarter over the last three years.

2019 Rape – 1	2020 Rape - 1	2021 Rape - 0
2019 Robberies - 4	2020 Robberies - 4	2021 Robberies - 5
2019 Burglaries - 30	2020 Burglaries - 46	2021 Burglaries - 19
2019 Larceny/Theft - 117	2020 Larceny/Theft - 148	2021 Larceny/Theft - 199
2019 Motor Vehicle Theft - 14	2020 Motor Vehicle Theft - 48	2021 Motor Vehicle Theft - 37

While the police department continuously conducts proactive patrols to mitigate thefts and other crimes, we cannot overemphasize the importance of residents and visitors employing basic crime prevention actions such as not leaving valuables in vehicles, being mindful of one's surroundings, and promptly reporting criminal activity to the Department.

AUTOMATED LICENCE PLATE READER (ALPR) PROGRAM/ PUBLIC SAFETY CAMERA PROGRAM

An increase in violent crime, and other types of crime, in large cities throughout the country and region has been well-documented. The Piedmont Police Department works to mitigate the impact of crime on our community by maintaining a well-trained, fully staffed police department who engage in high-profile patrols, thorough investigations, and strong community relationships. The Department also leverages technology to enhance the effectiveness of our thinly staffed Department.

The Department made 24 arrests through the third quarter of 2021, an increase from 14 arrests made during the same period in 2020. Stolen vehicle recoveries through the third quarter have also increased from 23 recoveries in 2020 to 44 recoveries in 2021.

The Department has maintained its ALPR program since 2013. The equipment procured at that time has largely reached end of life and the Department has begun to replace the original equipment. The replacement of our ALPR equipment has also afforded us an opportunity to partner with a new vendor enabling the Department to use solar-powered units.

The Department is in the process of implementing the Council-approved Public Safety Camera program. The current phase of the implementation consists of working with the data fiber provider and utility company to bring the necessary infrastructure to the camera locations. The Department is very appreciative for the assistance of Public Works Director Daniel Gonzalez through this process.

DEPARTMENT TRAINING

The Piedmont Police Department is always seeking to employ best practices and evidence-based approaches. The Department puts a particular premium on training that addresses appropriate use of force and de-escalation. Over the past year, the Department has assessed a training program known as ICAT: Integrating Communications, Assessment, and Tactics.

ICAT is a training program that provides first responding police officers with the tools, skills, and options they need to defuse a range of critical incidents successfully and safely. Developed by the Police Executive Research Forum (PERF) with input from hundreds of police professionals from across the United States, ICAT takes the essential building blocks of critical thinking, crisis intervention, communications, and tactics, and puts them together in an integrated approach to training.

ICAT is designed especially for situations involving persons who are unarmed or are armed with weapons other than firearms, and who may be experiencing a mental health or other crisis. The training program is anchored by the Critical Decision-Making Model that helps officers assess situations, make safe and effective decisions, and document and learn from their actions. ICAT

incorporates different skill sets into a unified training approach that emphasizes scenario-based exercises, as well as lecture and case study opportunities. The Department sent its use of force instructors to ICAT train-the-trainer courses over the last number of months and will begin delivering the training this December.

On August 2, 2020, the Piedmont City Council approved a resolution unequivocally rejecting racism in the City of Piedmont and committed itself to “examining and owning our City’s history; engaging in community conversations about policing in Piedmont; and careful review of City Policies, procedures, ordinances, values, goals, and missions through an anti-racism lens.” Several months ago, the Department began discussions and ultimately entered into an agreement with Cornelia Sylvester of Bay Area Coaching for the development and delivery of anti-racism, equity training, which will also incorporate historical perspectives of Piedmont relative to these topics. All Department personnel have attended the first of three sessions. The two remaining sessions will be delivered in November and December of 2021.

JUVENILE OFFICER

Officer Nicole Casalnuovo rotated out of the Juvenile Officer position and the Department held interviews with internal candidates to fill this important position. PUSD administrative staff was included on the interview panels and provided important input in the evaluation of the candidates. Officer Hugo Diaz was ultimately selected for the Juvenile Officer position. Officer Diaz has successfully transitioned into the Juvenile Officer role with his activity focused in the following areas:

- Managing the Department’s Juvenile Diversion activities
- Providing law enforcement services to the campus community by responding to calls for service and completing required police reports
- Coordinated efforts with PUSD and Wellness Center on response for students who experience mental health crisis
- Conducted information and training sessions with PUSD and other school stakeholder groups on various topics including use of 911, student interest in law enforcement and the criminal justice system, public safety in the community, use of social media, and safe driving tips

The Department utilized funding from the Department of Justice Tobacco Grant to re-establish the Juvenile Officer position in 2017. The Department reapplied for the grant in 2021 but did not receive an award. The Department has maintained communication with the grant administrator and intends to reapply during the next filing period.

CALLS FOR SERVICE RESEARCH PROJECT

The topic of bias, and the types of calls for service to which our police officers respond, are subjects which the Department has sought to examine. On July 19, 2021, the council approved an agreement with the University of Texas, San Antonio to conduct this analysis. UTSA Professors Michael Smith and Robert Tillyer facilitated focus groups with community stakeholders in September. Professors Smith and Tillyer are currently working with Department staff and the Department’s records management vendor to extract the data necessary for their analysis. The extraction of the Department’s data has been more challenging than anticipated

and will likely result in a two-month delay to the completion of the final report. A progress report to stakeholders is scheduled for the November/December 2021 time frame with the specific date to be determined based upon the data extraction efforts. The Department will work with City administration to determine how best to deliver the progress report to stakeholders.

TRAFFIC SAFETY SUMMARY

Maintaining safe roadways for all who use them is an ongoing area of attention for the Department. Enforcement, while providing short-term mitigating effects, cannot be counted on alone to solve all speeding issues and other types of hazardous driving. Residents and visitors need to take individual accountability with respect to driving habits.

The Department conducts selective traffic enforcement targeted primarily in known areas for speeding, other moving violations, and high pedestrian traffic. There were 55 collision reports completed through the third quarter of 2021, compared to 36 for the same period in 2020. Speed and inattention continue to be the main collision factors associated with the reported collisions. The Department is procuring a second signage/speed trailer to aid in short-term speed and traffic matters. The trailer will also be available to other City departments to aid in important messaging to the public.

Finally, the traffic safety group, an interdepartmental group made up of staff from the Public Works Department, Police Department and city engineer, works to ensure the City appropriately addresses traffic safety concerns related to roadways and intersections which have been brought to its attention by the public and staff observations.

ATTACHMENTS

2021 Third Quarter UCR Statistics
2021 vs. 2020 & 2019 Third Quarter Comparison
2021 vs. 2020 & 2019 Monthly Crime Comparison
2021 Third Quarter Crime Maps (Assault/Robbery, Burglary, Larceny, Stolen Vehicles, Vandalism)
2021 Third Quarter ALPR Report

By: Jeremy Bowers, Chief of Police

Uniform Crime Stats 3rd Qtr 2021

CRIME	Jul	Aug	Sept	Totals
Criminal Homicide	0	0	0	0
Rape	0	0	0	0
Robbery	2	1	0	3
Assault	0	1	0	1
Burglary	4	1	4	9
Larceny - Theft	16	23	20	59
Motor Vehicle Theft	6	7	1	14
Arson	0	0	0	0
Monthly Totals	28	33	25	86

Uniform Crime Report

Third Quarter Comparison

CRIME	2019	2020	2021
Criminal Homicide	0	0	0
Rape	0	0	0
Robbery	2	3	3
Assault	1	1	1
Burglary	13	12	9
Larceny - Theft	50	45	59
Motor Vehicle Theft	3	24	14
Arson	0	0	0
Yearly Totals	69	85	86

Piedmont Police Department
UCR January - December
2017, 2018, 2019

Uniform Crime Report 2021

CRIME	JAN	FEB	MAR	APR	MAY	JUN	JUL	AUG	SEP	OCT	NOV	DEC	Totals
Criminal Homicide	0	0	0	0	0	0	0	0	0	0	0	0	0
Rape	0	0	0	0	0	0	0	0	0	0	0	0	0
Robbery	1	0	1	0	0	0	2	1	0	0	0	0	5
Assault	0	1	0	2	2	1	0	1	0	0	0	0	7
Burglary	2	0	4	3	0	1	4	1	4	0	0	0	19
Larceny - Theft	13	16	25	37	33	16	16	23	20	0	0	0	199
Motor Vehicle Theft	1	5	4	6	5	2	6	7	1	0	0	0	37
Arson	0	0	0	0	0	0	0	0	0	0	0	0	0
Monthly Totals	17	22	34	48	40	20	28	33	25	0	0	0	267

Uniform Crime Report 2020

CRIME	JAN	FEB	MAR	APR	MAY	JUN	JUL	AUG	SEP	OCT	NOV	DEC	Totals
Criminal Homicide	0	0	0	0	0	0	0	0	0	0	0	0	0
Rape	0	0	1	0	0	0	0	0	0	0	0	0	1
Robbery	0	0	0	0	0	1	3	0	0	0	1	1	6
Assault	1	0	2	0	1	1	0	1	0	0	0	0	6
Burglary	9	2	6	4	7	6	8	2	2	1	5	9	61
Larceny - Theft	16	17	14	22	15	19	20	13	12	29	26	33	236
Motor Vehicle Theft	4	5	1	2	5	7	18	3	3	4	5	3	60
Arson	0	0	0	0	0	0	0	0	0	0	0	0	0
Monthly Totals	30	24	24	28	28	34	49	19	17	34	37	46	370

Uniform Crime Report 2019

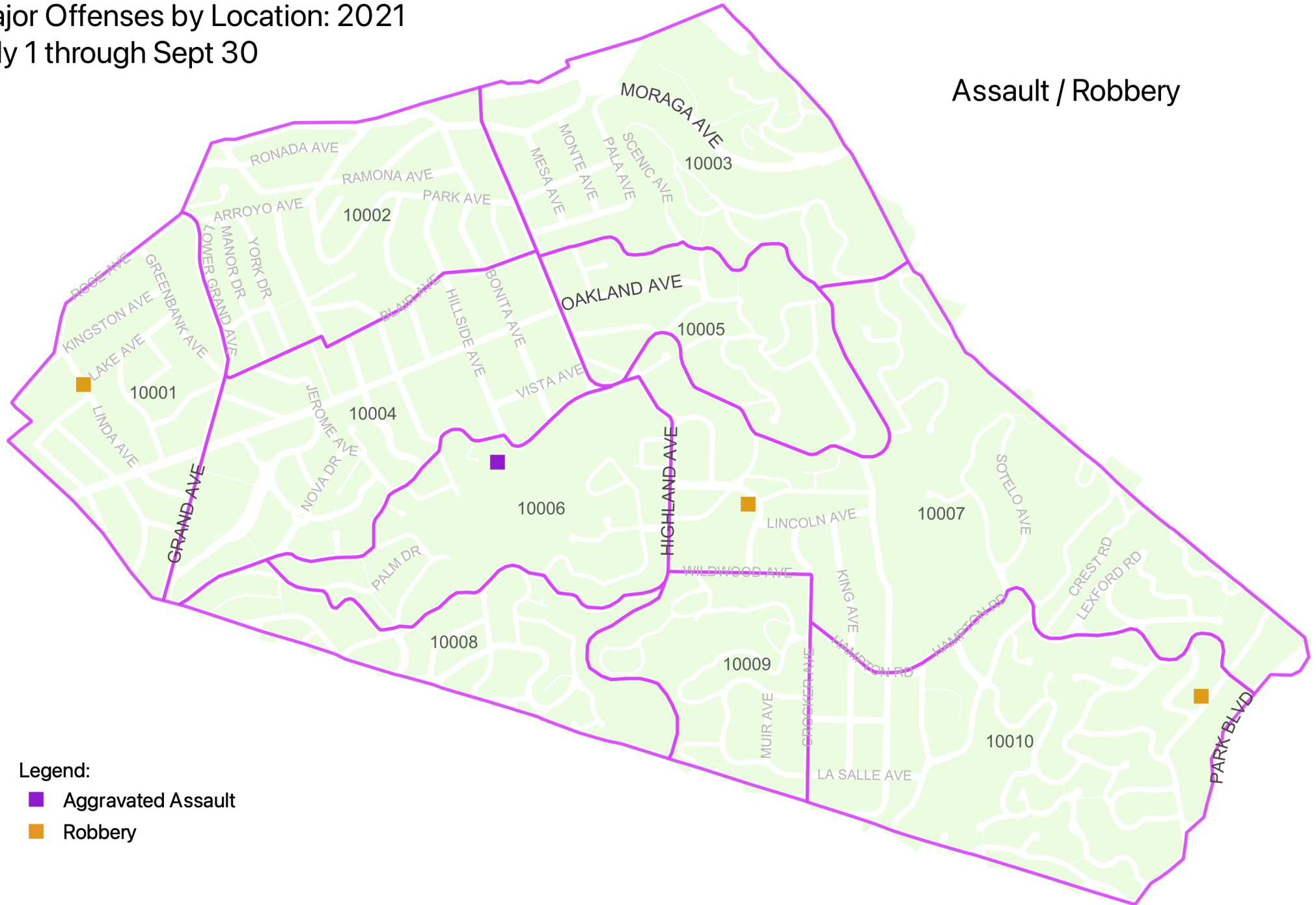
CRIME	JAN	FEB	MAR	APR	MAY	JUN	JUL	AUG	SEP	OCT	NOV	DEC	Totals
Criminal Homicide	0	0	0	0	0	0	0	0	0	0	0	0	0
Rape	0	0	0	0	0	1	0	0	0	1	1	0	3
Robbery	1	0	1	0	0	0	0	2	0	0	0	1	5
Assault	0	1	1	0	3	1	1	0	0	0	0	0	7
Burglary	3	3	5	2	3	1	5	6	2	5	6	6	47
Larceny - Theft	10	8	7	12	16	14	17	27	6	22	9	14	162
Motor Vehicle Theft	5	0	2	3	1	0	0	1	2	1	2	2	19
Arson	0	0	0	0	0	0	0	0	0	0	0	1	1
Monthly Totals	19	12	16	17	23	17	23	36	10	29	18	24	244

City of Piedmont

Major Offenses by Location: 2021

July 1 through Sept 30

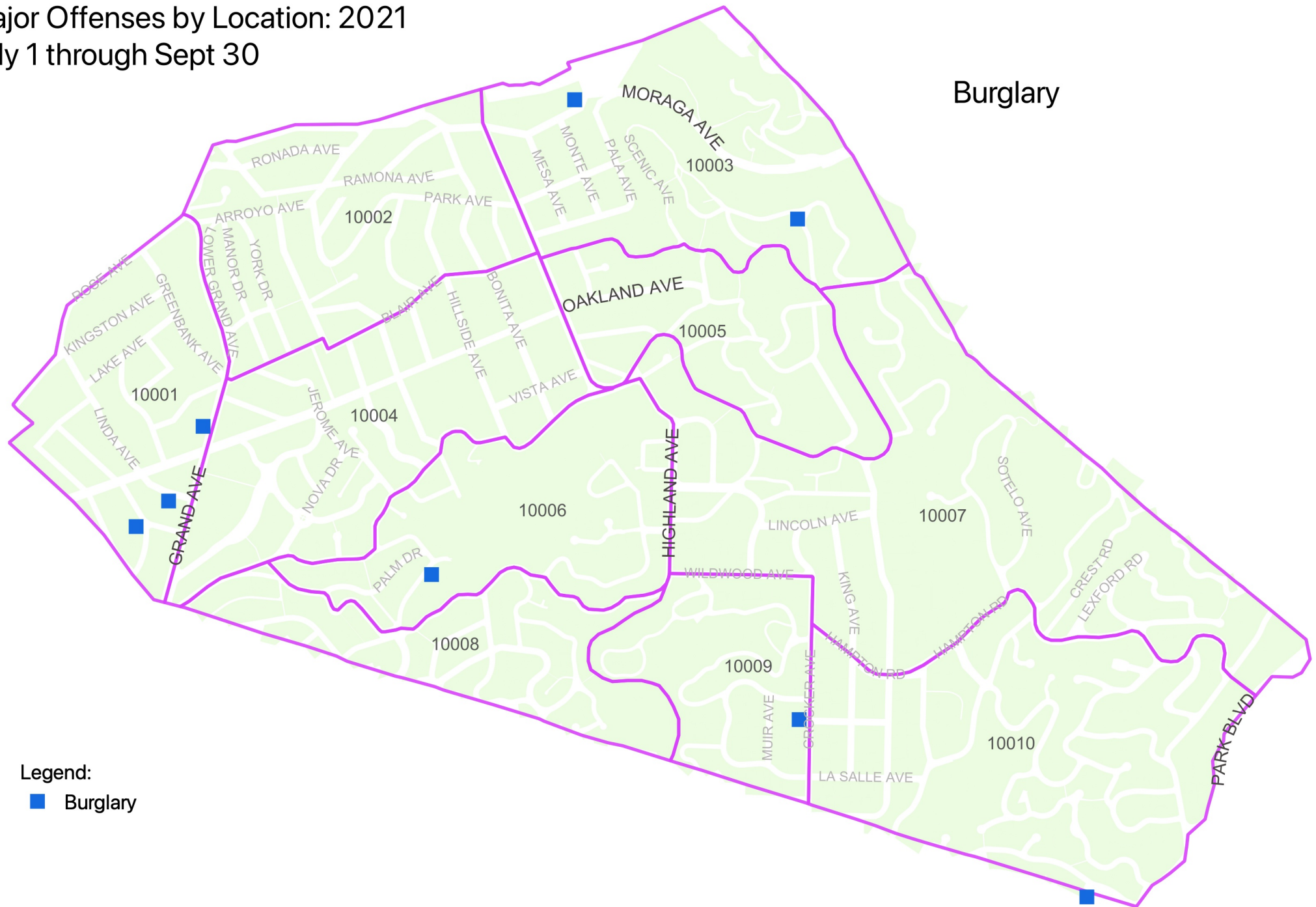
Assault / Robbery



City of Piedmont

Major Offenses by Location: 2021

July 1 through Sept 30

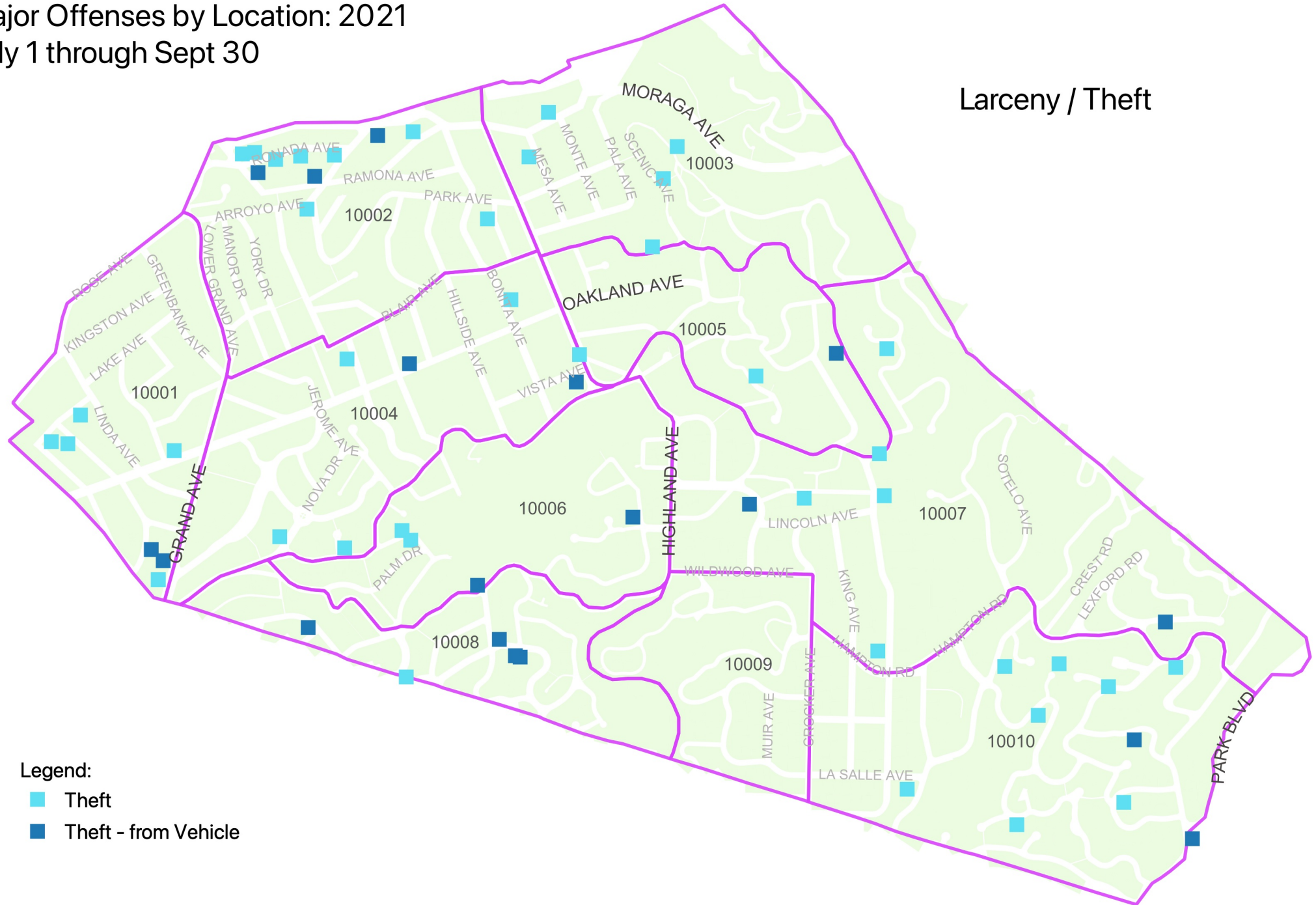


City of Piedmont

Major Offenses by Location: 2021

July 1 through Sept 30

Larceny / Theft

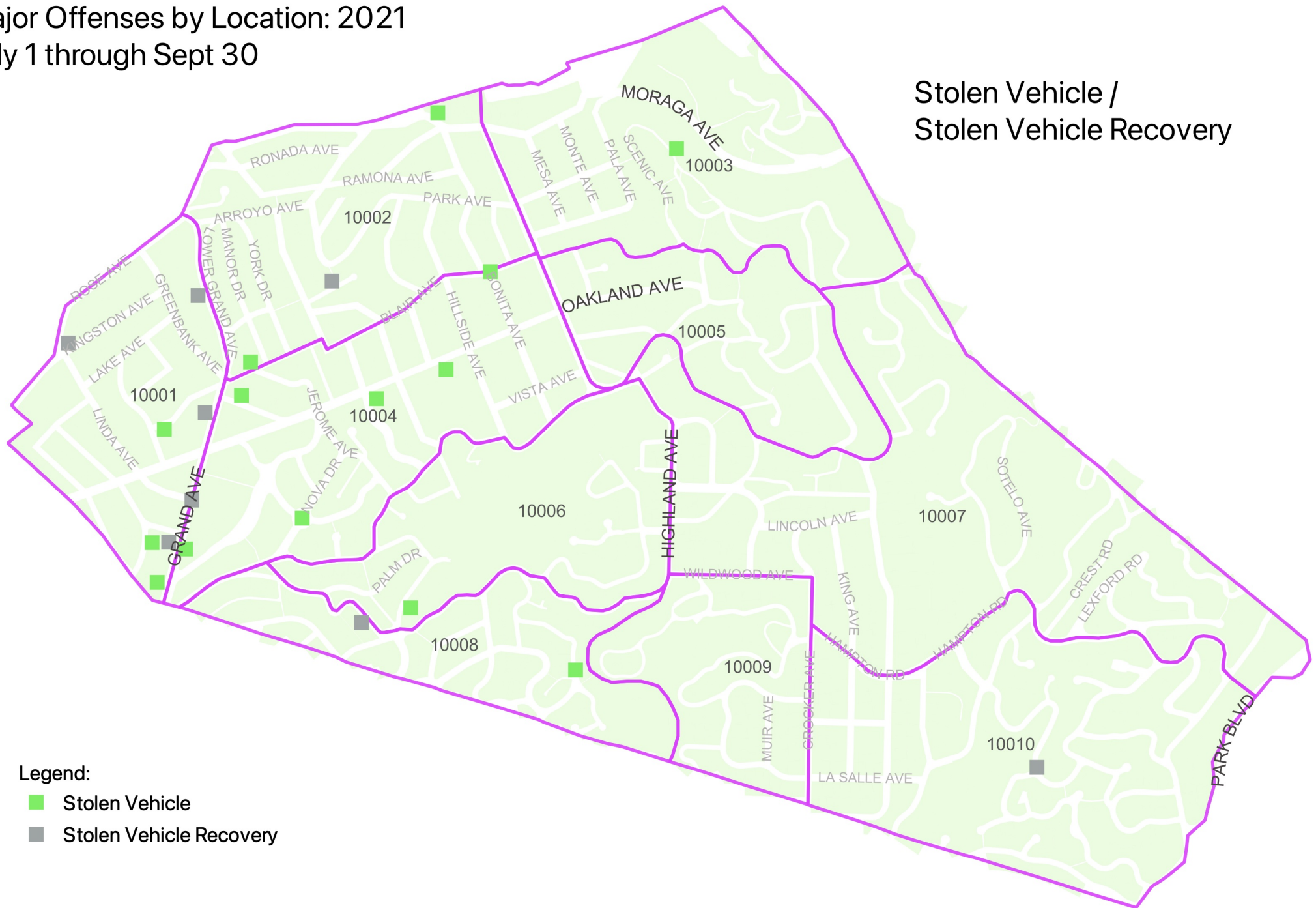


City of Piedmont

Major Offenses by Location: 2021

July 1 through Sept 30

Stolen Vehicle /
Stolen Vehicle Recovery



Legend:

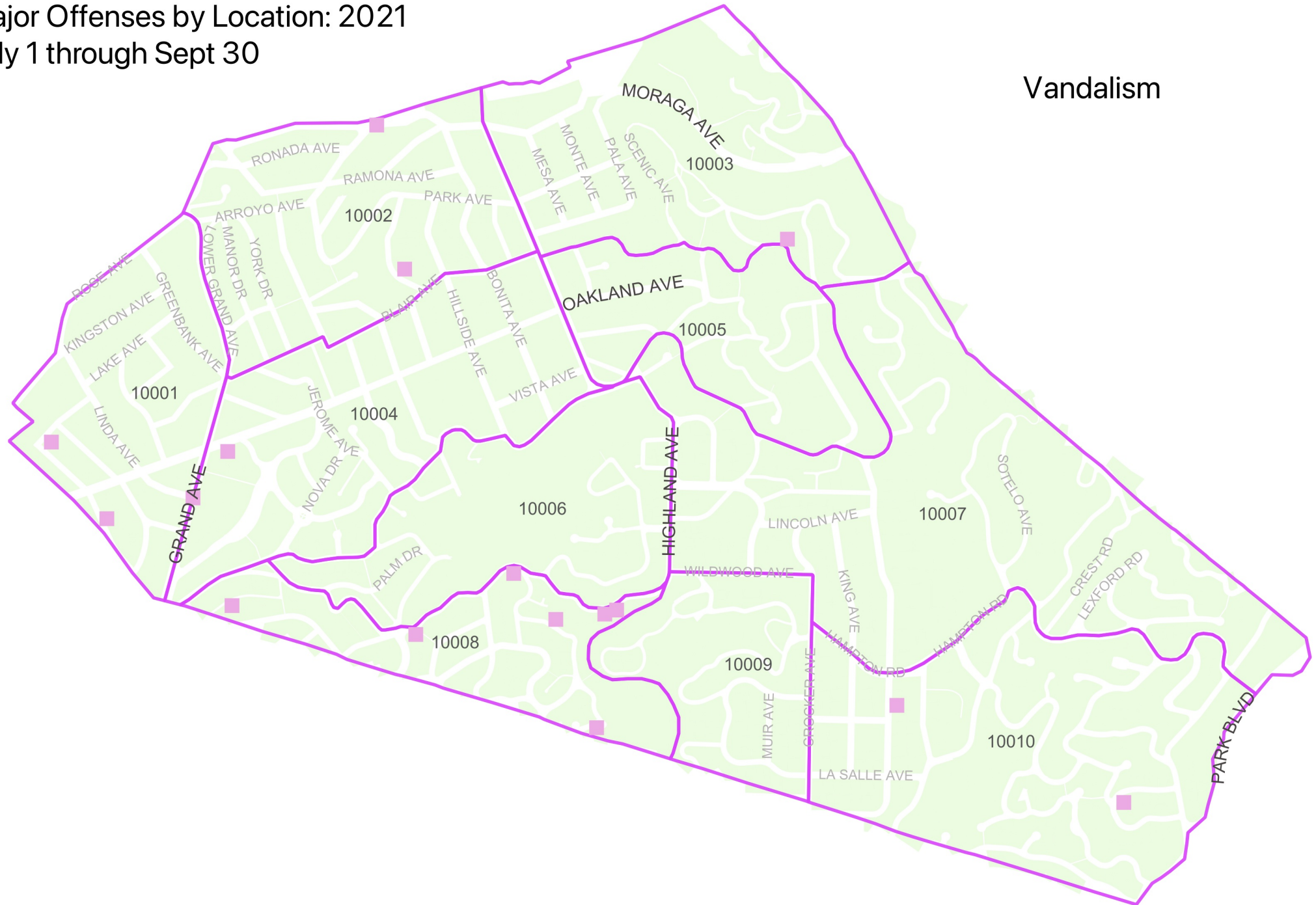
- Stolen Vehicle
- Stolen Vehicle Recovery

City of Piedmont

Major Offenses by Location: 2021

July 1 through Sept 30

Vandalism



PIEDMONT POLICE DEPARTMENT ALPR STAT SHEET

2019	Plate Hits	Stolen Vehicle Recoveries	Recovered Vehicle Values	Arrests Related to ALPR's
January	653	2	\$ 6,000.00	0
February	735	3	\$ 30,000.00	1
March	710	3	\$ 8,600.00	0
April	828	2	\$35,000.00	2
May	852	4	\$ 61,000.00	2
June	640	0	\$ -	0
July	757	5	\$44,500.00	3
August	730	4	\$ 43,500.00	1
September	767	2	\$26,000.00	1
October	682	2	\$ 21,000.00	0
November	958	4	\$ 24,000.00	3
December	1062	2	\$ 4,500.00	1
Totals	9,374	33	\$ 280,100.00	14

2020	Plate Hits	Stolen Vehicle Recoveries	Recovered Vehicle Values	Arrests Related to ALPR's
January	938	0	\$ -	0
February	602	1	\$ 16,000.00	1
March	710	1	\$ 15,000.00	0
April	702	7	\$ 61,500.00	5
May	624	3	\$ 15,000.00	1
June	721	3	\$ 10,000.00	2
July	805	3	\$6,000.00	1
August	NA	2	\$ 3,800.00	2
September	1275	3	\$9,000.00	2
October	879	5	\$ 12,000.00	1
November	1005	3	\$ 9,500.00	0
December	820	3	\$ 9,500.00	2
Totals	9,081	34	\$ 167,300.00	17

2021	Plate Hits	Stolen Vehicle Recoveries	Recovered Vehicle Values	Arrests Related to ALPR's
January	0	5	\$ 40,000.00	4
February	0	2	\$ 65,000.00	0
March	0	8	\$ 40,500.00	9
April	0	3	\$ 9,000.00	0
May	0	4	\$ 43,500.00	3
June	0	2	\$ 8,000.00	1
July	0	9	\$43,500.00	0
August	0	6	\$ 32,000.00	4
September	0	5	\$54,500.00	3
October	0	0	\$ -	0
November	0	0	\$ -	0
December	0	0	\$ -	0
Totals	0	44	\$ 336,000.00	24