

# 抛光浆液位报警器

## Compound Low Level Detector

### For Pressure Tank and Pump

请问你们的抛光车间有发生过下面的情况吗？

Do you have the following situation happened in your polishing workshop?

压力容器里面的抛光蜡消耗完了，而操作工人不知道，导致空气进入输蜡管道，喷枪不喷蜡，从而影响到抛光品质，严重地甚至会造成干抛火灾！

When the polishing compound in the pressure barrel is consumed and the operator does not know it, the air will enter the compound pipeline and the spray gun will not spray compound, which will affect the polishing quality and even cause a dry polishing fire!

现杰利信研发出革命性的新产品— 抛光浆液位报警器，完全可以解决上面的问题。当抛光蜡低于液位杆时，会发出报警，提醒操作工人需要加蜡了。

Now, JacksonLea has developed a revolutionary new product— Compound Low Level Detector, which can completely solve the above problems. When the polishing compound is lower than the liquid level sensor, an alarm will be given to the operator that the compound needs to be added.



## 操作说明




### Operation Instructions

#### 一、电量检测：Battery Capacity Detection





① 开机钮  旋至「ON」。 Turn the **Power Knob** to 「ON」 →


电量小于 25%时，红-绿灯  交替闪。 When the battery capacity is less than 25%, the **Red Light** and **Green Light** will flash alternately; 大于 25%时亮绿灯  。 **Green Light** is on when more than 25%


② 长按 检测键  → 电量小于 25%时 红-绿灯  交替闪。 Long press **Detection Button**, when the battery capacity is less than 25%; the **Red Light** and **Green Light** will flash alternately. 大于 25%时亮绿灯  。 **Green Light** is on when more than 25%

## 二、按键功能: Button Function


① 短按 检测键  → 检测液位。 Short press **Detection Button** → Detect the liquid level.

有料绿灯  闪一下。 The **Green Light** flashes when liquid compound is enough,

没料亮红灯  。 **Red Light** is on, when liquid compound is not enough.

② 长按 **检测键**  → 检测电量。 Long press the **Detection Button** → Detect the battery capacity.


电量小于 25%时 **红-绿灯**  交替闪。 When the battery capacity is less than 25%;


the **Red Light and Green Light** will flash alternately; 大于 25%时亮**绿灯** 。 **Green Light** is on when the battery capacity is more than 25%

### 三、自动检查: Automatic Detection


在开机状态下(开机钮  旋至「ON」), 每隔 15 分钟自动检测一次,

In the power ON state (Turn the **Power Knob** to 「ON」), Automatic detection every 15 minutes

有料**绿灯**  闪一下。 If liquid compound is higher the detected level, the **Green Light** flashes,

没料**红灯**  长亮。 If liquid compound is lower the detected level, the **Red Light** will stay on.



（按一下**检测键** ，红灯灭，系统复位：压力桶需要加抛光浆。Once press the **Detection Button**, the **Red Light** is off, and the system resets: the liquid compound needs to be added into pressure barrel.

**注意：红灯解除后，如果还没有加抛光浆，15 分钟后红灯会再长亮。**

**Note: After the Red Light is OFF, if the liquid compound is not added, the Red Light will be ON again after 15 minutes.**

