



2011



TIFFIN MOTORHOMES
WHEREVER YOU GO, WE GO.

FULL BODY PAINT SCHEMES



Gold Coral



Maroon Coral



Silver Sand



Sunlit Sand



Rocky Mountain Brown

MECHANICAL SPECIFICATIONS

Automotive

STANDARD EQUIPMENT ON ALL MODELS:

- Raised Rail Chassis
- Air Ride Suspension
- Full Air Brakes
- Exhaust Brake

FREIGHTLINER REAR ENGINE DIESEL CHASSIS:

Engine	Cummins ISB 6.7-liter Electronic Diesel, Turbocharged, Aftercooled		
Peak HP	340 HP @ 2,600 RPM		
Peak Torque (Lb. - Ft. Max. Net)	660 @1,600		
Transmission	Allison 2500 MH 6-speed Automatic with Lock-up		
GAWR - Front	12,000 Lb.		
GAWR - Rear	17,500 Lb.		
GVWR	29,500 Lb.		
GCWR	33,000 Lb.		
Wheel Base	208" (34 QFA)	228" (36 QSA)	252" (38 QBA)
Tire Size	275/80R22.5		
Fuel Tank (Gallons) - Dual Fuel Fill	100		
Alternator Amps	160		
Trailer Hitch Capacity	5,000 Lb.		

OVERALL:

Overall Length (Approximate)	34' 10" (34 QFA)	36' 9" (36 QSA)	38' 9" (38 QBA)	Fresh Water (Gallons)	90
Overall Height with Roof Air (Maximum)	12' 10"			Black Water (Gallons)	50
Interior Height	84"			Grey Water (Gallons)	70
Overall Width	101"			LPG Tank (Gallons; can only be filled to 80% capacity)	24
Interior Width	96"			Minimum Garage Height	13'
Basement Storage Cubic Feet (Approximate)	57 (34 QFA)	123 (36 QSA)	155 (38 QBA)	DEF Tank* (Gallons)	13

* Diesel Exhaust Fluid (DEF) is the active component used in Selective Catalytic Reduction (SCR) engines to reduce nitrogen oxide emissions by 90% to meet EPA standards.

Structural

STANDARD EQUIPMENT ON ALL MODELS:

- Laminated Floor, Sidewall & Roof
- Steel / Aluminum Reinforced Structure
- One-piece Molded Fiberglass Roof Cap

Exterior

STANDARD EQUIPMENT ON ALL MODELS:

- Fiberglass Front & Rear Caps
- Tinted One-piece Windshield
- 6.0 kw Onan® Diesel Generator
- Horizontal Mounted Wipers
- Heated Power Mirrors
- Exterior Patio Light
- Power Patio Awning with Aluminum Weather Shield
- Slide-out Awning(s)
- Chrome Wheel Liners
- Two 13,500 BTU High Profile Roof Air Conditioners
- Quiet A/C Roof-ducted System
- Double Electric Step
- 1/4" Thick Single Pane Windows
- Convenient Access Doors with Gas Shocks
- Ridged Long-life Storage Boxes
- Single Handle Lockable Storage Door Latches
- Heated Water & Holding Tank Compartments
- Four 6 V Auxiliary Batteries
- Park Telephone Ready
- Digital TV Antenna
- Cable Ready TV
- 50 Amp Service
- Black Holding Tank Flush System
- Exterior Rinse Hose / Shower
- Back-up Monitor
- 110 V Exterior Receptacle
- Undercoating
- Roof Ladder
- External Tripod Satellite Hook-up
- Exterior Storage Compartment Lights
- Side-view Cameras Activated by Turn Signals
- BASF Full Body Paint with Front Cap Protective Film
- Hydraulic Automatic Leveling Jacks

AVAILABLE OPTIONS:

	34 QFA	36 QSA	38 QBA
8.0 kw Onan® Generator	<input type="radio"/>	<input type="radio"/>	<input type="radio"/>
Automatic Satellite	<input type="radio"/>	<input type="radio"/>	<input type="radio"/>
Automatic Entry Door Awning	<input type="radio"/>	<input type="radio"/>	<input type="radio"/>
Hadley Air Horn	<input type="radio"/>	<input type="radio"/>	<input type="radio"/>
Two 15,000 BTU High Profile Roof Air Conditioners with Heat Pump (8.0 kw Generator Only)	<input type="radio"/>	<input type="radio"/>	<input type="radio"/>
CB Antenna	<input type="radio"/>	<input type="radio"/>	<input type="radio"/>

Driver's Compartment

STANDARD EQUIPMENT ON ALL MODELS:

- Entry Floor Light
- Tilt Steering Wheel
- Dual Dash Fans
- Lighted Instrument Panel
- CD Player & AM/FM Stereo
- 12 V Dash Receptacle
- Power Windshield Solar / Privacy Shade
- Step Switch & 12 V Disconnect Switch
- Non-power Cloth Driver & Passenger Seats
- Manual Driver & Passenger Solar / Privacy Shades
- Fire Extinguisher
- Snack / Beverage Tray
- Adjustable Seatbelt Brackets

AVAILABLE OPTIONS:

	34 QFA	36 QSA	38 QBA
Power Cloth Driver & Passenger Seats	<input type="radio"/>	<input type="radio"/>	<input type="radio"/>
Power Halo Leather Driver & Passenger Seats	<input type="radio"/>	<input type="radio"/>	<input type="radio"/>
32" Front Overhead TV	<input type="radio"/>	<input type="radio"/>	<input type="radio"/>

Living Area/Dinette

STANDARD EQUIPMENT ON ALL MODELS:

- Booth Dinette with Large Pullout Storage Drawers
- Cloth DE Sofa Bed on Passenger's Side
- Decorative Wall Hanging

AVAILABLE OPTIONS:

AVAILABLE OPTIONS:	34 QFA	36 QSA	38 QBA
Freestanding Dinette with Cabinets	NA	O	O
Dinette with Computer Workstation	NA	O	O
DVD Player	O	O	O
Home Theater Surround Sound System (Includes DVD Player)	O	O	O
Halo Leather DE Sofa Bed on Passenger's Side	O	O	O
Cloth Air Coil Hide-A-Bed Sofa on Driver's Side	NA	O	O
Halo Leather Air Coil Hide-A-Bed Sofa on Driver's Side	NA	O	O
Cloth DE Sofa Bed on Driver's Side	NA	O	O
Halo Leather DE Sofa Bed on Driver's Side	NA	O	O

Kitchen

STANDARD EQUIPMENT ON ALL MODELS:

- Double Bowl Kitchen Sink with Single Lever Bronze Faucet
- Solid Surface Countertops
- Solid Surface Backsplashes
- 3-burner Cooktop with Gas Oven
- Microwave with Exterior Venting
- 10 Cubic Foot 2-door Refrigerator
- Stacked Drawers Under Cooktop

AVAILABLE OPTIONS:

AVAILABLE OPTIONS:	34 QFA	36 QSA	38 QBA
Convection / Microwave	O	O	O
Icemaker in 2-door Refrigerator	O	O	O
4-door Refrigerator with Icemaker	O	O	O
Solid Wood Refrigerator Panels	O	O	O
Residential Refrigerator with 4 Total House Batteries	O	O	NA

Bath

STANDARD EQUIPMENT ON ALL MODELS:

- Medicine Cabinet
- Skylight in Shower
- Bronze Vanity Faucet
- Molded Fiberglass One-piece Shower
- Solid Surface Vanity Top
- Fantastic® Fan

AVAILABLE OPTIONS:

AVAILABLE OPTIONS:	34 QFA	36 QSA	38 QBA
Tub in Place of Shower	O	NA	O

Bedroom

STANDARD EQUIPMENT ON ALL MODELS:

- Wardrobe with Automatic Light
- Bed Comforter with Throw Pillows
- Innerspring Queen Mattress (60" x 80")
- Solar / Privacy RollEase® Shades
- Wall-to-wall Carpeting

AVAILABLE OPTIONS:

AVAILABLE OPTIONS:	34 QFA	36 QSA	38 QBA
Bunk Beds (30" x 72") with Bunk Ladder / Convertible Wardrobe	NA	NA	S
DVD Monitors in Bunk Beds	NA	NA	O
Tile Flooring in Bedroom	O	O	O
32" TV	S	S	NA
26" TV	NA	NA	S
King Bed (72" x 80")	O	NA	NA

General Interior

STANDARD EQUIPMENT ON ALL MODELS:

- Raised Panel Hardwood Cabinet Doors
- Soft Touch Vinyl Ceiling
- Solid Wood Cabinet Fascias
- Medium Alderwood Solid Cabinet Doors & Drawer Fronts
- Wall-to-wall Vinyl Tile Flooring in Living Room, Kitchen & Bath
- Ball Bearing Drawer Slides
- Scotchgard® Treated Carpet & Fabrics
- Solar / Privacy RollEase® Shades
- Power Roof Vents
- Tank Level Monitor System
- Smoke Detector
- 10-gallon DSI Gas / Electric Water Heater
- Folding Step Well Cover
- Carbon Monoxide Detector
- LPG Leak Detector

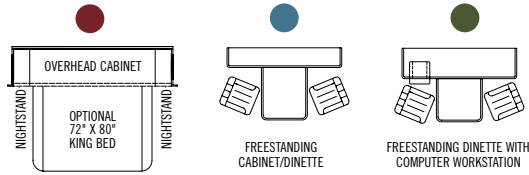
AVAILABLE OPTIONS:

AVAILABLE OPTIONS:	34 QFA	36 QSA	38 QBA
2000 Watt Inverter (Must Select with Residential Refrigerator)	O	O	O
Central Vacuum Cleaner	O	O	O
Combo Washer / Dryer	O	O	O
Stacked Washer / Dryer	O	O	O
Cherry Bark Solid Cabinet Doors & Drawer Fronts	O	O	O
English Chestnut Solid Cabinet Doors & Drawer Fronts	O	O	O
32" Midsection TV in Entertainment Center	NA	S	NA
42" Midsection TV in Entertainment Center	S	NA	S

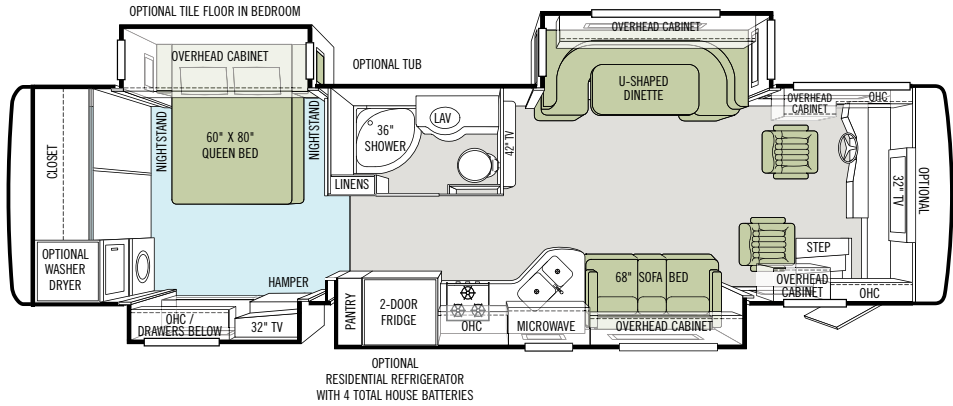
All options may not be available in all models. Because of progressive improvements, specifications, standard & optional equipment are subject to change without notice or obligation.

FLOOR PLANS

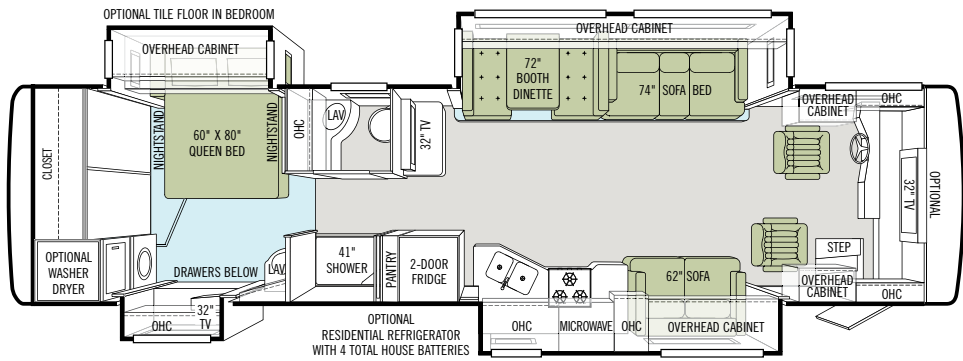
Option Key



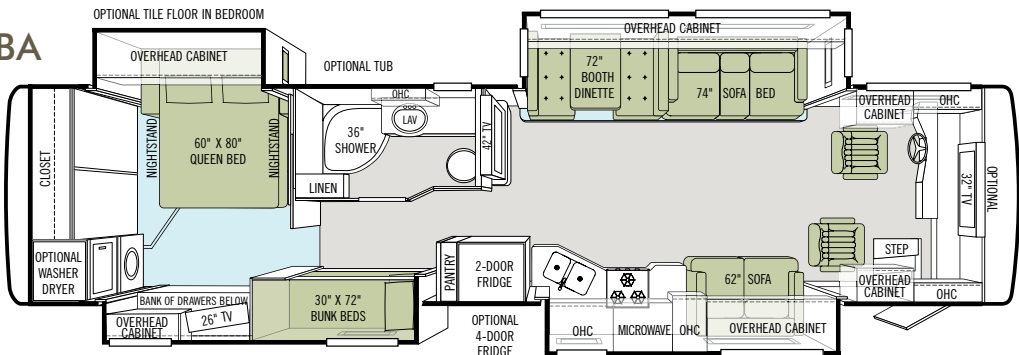
34 QFA



36 QSA



38 QBA



INTERIOR SPECIFICATIONS



Medium Alderwood



English Chestnut



Cherry Bark

Flint

BEDROOM
MAIN & ACCENT



LIVING AREA
SOFA & ACCENT




DINETTE



CARPET



TILE



COUNTERTOP



Marble

BEDROOM
MAIN & ACCENT



LIVING AREA
SOFA & ACCENT



DINETTE



CARPET



TILE



COUNTERTOP



Pecan

BEDROOM
MAIN & ACCENT



LIVING AREA
SOFA & ACCENT



DINETTE



CARPET



TILE



COUNTERTOP



AllLEGRO RED cabinet doors are made of solid wood. Cabinet finishes are available in combination with any fabric scheme. Options may not be available for every model. Specifications and standard or optional equipment subject to change without notice or obligation.

BEDROOM SUITE FABRIC



Flint

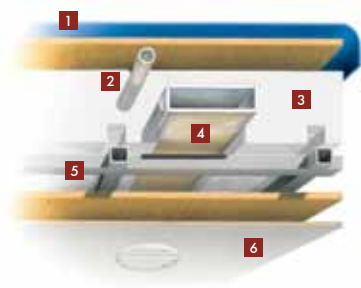


Marble



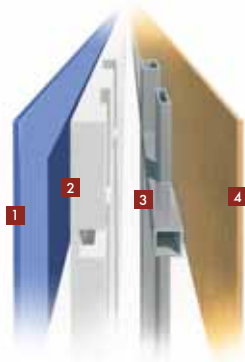
Pecan

CONSTRUCTION SPECIFICATIONS



Roof

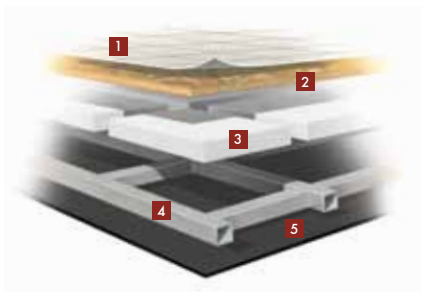
1. One-piece, moisture resistant molded fiberglass roof cap provides insulation and strength and prevents water intrusion
2. A/C Condensation Drainage System that runs internally through the roof insulation and down the sidewalls, redirecting water underneath the motor home
3. 5½" formed insulation
4. Quiet Air Cooling System with return air and foil-wrapped cooling exhaust ducts
5. Durable, tubular aluminum roof skeleton
6. Easy-to-clean soft touch vinyl ceiling panel



Sidewall

1. Gel-coat fiberglass outside wall panel
2. High-performance thermal insulation
3. Durable, yet lightweight, tubular aluminum wall skeleton
4. Decorative inside wall panel

All sidewalls are approximately 2" thick



Floor

1. Vinyl tile floor bonded to high-impact oriented strand board
2. High-level engineered oriented strand board
3. High-performance thermal insulation
4. Durable, tubular floor skeleton
5. Woven moisture barrier material

10-YEAR LIMITED UNITIZED CONSTRUCTION WARRANTY The structural integrity of the entire coach is guaranteed for the next 10 years. Warranty includes wall separation and inner frame weakness.

5-YEAR LIMITED LAMINATION WARRANTY We guarantee against all exterior fiberglass delamination or wall separation.



TIFFIN MOTORHOMES

WHEREVER YOU GO, WE GO.

105 2ND STREET NW RED BAY, AL 35582 CALL 256.356.8661 FAX 256.356.8219
FOR PARTS AND SERVICE CALL 256.356.0261

Phaeton®, Allegro®, Allegro Breeze®, Allegro RED®, Allegro Bus®, Zephyr®, Roughing It Smoothly®, Open Road® and Pusher® are registered trademarks of Tiffin Motorhomes. For more specifics on what makes a Tiffin Motorhome, go to tiffinmotorhomes.com